

*Excellent ingredients,
boundless passion,
breakthrough technology,
iconic design.
And people.*

*This is the recipe
we are truly passionate about.*



KitchenAid
FOR THE WAY IT'S MADE.



Serious about Food

*Cooking gestures are invisible ingredients.
They turn inspiration into emotions and emotions
into a masterpiece. It's all about artisanality,
that's why we take it so seriously.*



*We have something in common.
We are both **serious about food.***

To us it's not just about creating the ultimate in technology or design. It's about making tools that allow you to add your personal expression to your food.

The difference between an outstanding performance and a good dish, it's not just a matter of precision, it's also *a matter of passion.*

At KitchenAid we embrace your passion. *Serious about Food* is designed to

accompany you on your culinary journey. We seek out the best insights and suggestions from the professional world to create iconic products that enable you to express your creativity.

From the latest innovations in cooking and design, to invaluable tips on preparing delicious dishes, to discovering original local ingredients, we share inspiration from all over the world to let your culinary imagination run free.



*KitchenAid
Brand
Ingredients*

*Professional
Performance*

Passionate about Making

"Cooking itself is science; it is the cook who makes it art."

Gualtiero Marchesi

KitchenAid was born to serve you and your creativity in the kitchen.

We know you are passionate about cooking.
That's why we design appliances that inspire you to take your expertise
and creativity in the kitchen to the next level.
To go further, to be brilliant.

Our strong commitment to you is based on three key ingredients:
professional performance, artisan quality and iconic design.

These ingredients will support your passion every step of the way,
encouraging you, sparking your creativity as you challenge yourself.




Artisan Quality



Iconic Design

Professional Performance



Inspired by Professionals



Exceptional results at home







*Everything we do is designed to give you the professional performance
you need to pursue your passion.*

When it comes to performance, we know that you demand the best, not only from yourself but also from your tools. That's why we look to professional world for inspiration.

Designed and developed together with professional chefs, all KitchenAid appliances offer the same advanced technology, quality and performance that you find in a Michelin-starred kitchen. Familiar with the latest cooking trends, they recommend advanced features and functions to enhance your cooking, giving you exceptional results at home.



Artisan Quality

*KitchenAid is above all about craftsmanship and artisan quality.
Pursuing the highest standards with meticulous attention to detail.
Every day, making the difference.*



We are passionate about artisanality,
because we believe technology should simplify human work and not replace it.
Developing the best technology is not enough for us.

Our artisans bring their dedication and attention to detail to create unique masterpieces.
This is the most important factor: the human factor.

You love to work with your hands, to dedicate yourself to your dishes, focusing on every detail.
Similarly, every KitchenAid appliance is created by our artisans' highly-skilled hands.
Every piece is meticulously checked to achieve absolute excellence.

This is the way KitchenAid is made.



Knowledge



Perfection



Care for Details

OUR ITALIAN
CRAFTSMEN REVEAL
**THE KITCHENAID
RECIPE FOR
OUTSTANDING QUALITY**



DEDICATED PROCESS

“Our artisan ovens have a dedicated line for assembly and operations plus a dedicated verification checklist during production.

We perform a sequence of small, careful actions to ensure that each product meets the highest standards.,,

*“Each KitchenAid appliance is lovingly created by our highly-skilled artisans.
Each piece is meticulously checked to achieve absolute excellence.,,”*

We firmly believe that what makes our products unique is the human touch. KitchenAid engineers bring their passion and skill to every single gesture in creating them, just as in a perfect dish. Unlike the hurried world of today, at KitchenAid our trusted technicians take the time to carefully inspect every single product, with attention given to even the smallest detail. Because passion doesn't know any hurry.



Craftsmanship



Quality



Dedication



ZERO HOUR TEST

*“During our **Quality Test**, 100% of our products are meticulously checked.,,”*



30' CHECK

“During this test we check each product for 30 minutes. In a standard process, the same amount of time is used to inspect more than 50 units.,,”

Francesco Menchetti,
Senior Operations Manager
at the Cassinetta plant

Iconic Design





*The concept of beauty is a mystery.
Our fascination with it is driven by the fact that it can be found
in the most unexpected places. This is why we continually search for it.*

In 1936 Herbert Johnston, the creator of KitchenAid, asked designer Egmont Arens to inject beauty into his appliances. The combination of perfectly crafted engines and timeless design gave birth to three new award-winning K-models. In 1997 the San Francisco Museum of Modern Art selected the KitchenAid Stand Mixer as an icon of American design. This fusion of bold beauty and distinctive functionality is the hallmark of all our KitchenAid products.

Inspiring creativity in the kitchen since 1919



1893

The enlightenment

Herbert Johnston, after watching a baker at work, designed the first household mixer.



1919

The birth

The H-5 household stand-mixer is first introduced. During a product test, the wife of an employee exclaimed: "I don't care what you call it, it's the best kitchen aid I've ever had!". The brand "KitchenAid" was born.



1936

A timeless masterpiece

With the contribution of Egmont Arens, one of the most creative designers of the last century, the iconic model K and its outstanding design, became one of the first appliances to be exhibited in modern art museums.



1949

Brilliant brilliance

Based on the bright idea patented in 1893 by Josephine Cochrane, KitchenAid introduces the KD-10 dishwasher in American homes, and it will never go out.



1986

A Kitchen Family

KitchenAid enters the Whirlpool Corporation. The stage is set for KitchenAid to become an international brand.



1989

Creativity without boundaries

From the United States, KitchenAid products spread across Europe, with the first official headquarters located in Belgium.

Our past transforms us into who we are today.

Our past contains the seeds of our future discoveries.

Over the years, inspired by the professional world, we've never stopped inventing and improving innovative solutions for passionate makers.



2007

A Kitchen full of Aid

KitchenAid introduces the "Full Kitchen Resource" concept, which proposes a complete range of built-in appliances for the European market.



2010

Innovation at its best

A revolutionary cooking system which includes a professional sous-vide technique, a steam oven and a shock freezer: the "Chef Touch" wins the Red Dot Award.



2013

A cool glimpse of light

KitchenAid introduces Vertigo, a new line of stylish refrigerators and wine cellars that ensure the perfect environment for even the most delicate vintages.



2015

Brand new design


A totally new look for the entire collection of the KitchenAid major appliances.



2016

Shaped passion

KitchenAid introduces the Made-to-Measure Special Top: a true icon of artisanality.



2017

Iconic Fridge

A new icon is born. KitchenAid introduces the Iconic Fridge in three striking colours. The perfect blend of distinctive design and outstanding performance.



2018

Serious about food

The Serious About Food campaign continues to inspire passionate makers with design inspiration, innovative foods and cooking trends and now with the second edition of Kitchen LAB, presented at Eurocucina.

*Inspiring
a journey
of discovery*

2018/19 COLLECTION



*Empowering
a complete culinary experience
that starts in your kitchen*

CHEF COLLECTION	22
SPECIAL PRODUCTS	40
BLACK STEEL COLLECTION	60
OVENS	72
HOBBS	112
HOODS	160
REFRIGERATORS	172
DISHWASHERS	234
MADE TO MEASURE	248
TECHNICAL DRAWINGS	252
SMALL DOMESTIC APPLIANCES	274
KitchenAid WORLD	308

INSTALLATION

Design your kitchen

There's a perfect layout for every kitchen and every style. Give your KitchenAid appliances the space they deserve and bring your dream kitchen to life.



KitchenAid has created modular appliances that can be perfectly coordinated with each other and integrated into your kitchen, according to your needs. The result is a stylish, innovative look that fully conveys the unique style of the brand. These

solutions have been designed to cater for new, healthier cooking methods that deliver professional results. This coordination is also available for the coffee machine and the wine cellar, essential elements for a kitchen environment that is perfect in every detail.

INSTALLATION LAYOUTS

Gallery



60 CM OVEN
45 CM MICROWAVE/STEAMER/COFFEE MAKER
14 CM WARMING DRAWERS

Frame



60 CM
OVEN/MICROWAVE/
SHOCK FREEZER/
COFFEE MAKER
14 CM WARMING
DRAWERS

60 CM OVENS
45 CM MICROWAVE/STEAMER
14 CM WARMING DRAWERS

Column



CHEF TOUCH

45 CM STEAMER
45 CM VACUUM
MACHINE
60 CM SHOCK
FREEZER

45 STEAMER / 38 CM MWO
60 CM OVEN
29 CM WARMING DRAWER

APPLIANCES

**14 CM
APPLIANCES:**
WARMING DRAWER

**29CM
APPLIANCES:**
WARMING DRAWER

**38 CM
APPLIANCES:**
MICROWAVE

**45 CM
APPLIANCES:**
STEAMER
MICROWAVE
VACUUM MACHINE

**60 CM
APPLIANCES:**
OVEN
MICROWAVE
SHOCK FREEZER
WINE CELLAR
COFFEE MACHINE

The suggested combination for the oven column with the 38 cm microwave is the 60 cm oven with digital display.



DISCOVER COMPLETE PRODUCT RANGE ON EACH CATEGORY'S PRODUCT PAGES



CHEF COLLECTION

*Empowering you
in your quest for
culinary excellence*

*Inspiration is when something with
no form, turns into a form of art.*



CHEF TOUCH



CHEF SIGN

CHEF TOUCH

A world of delicious possibilities

Inspired by the professional world, Chef Touch combines three high-level tools in one system, delivering outstanding results time after time.





SPECIAL FUNCTIONS



STEAM FUNCTIONS



COOL DOOR



SOUS-VIDE RECIPES

TRADITIONAL FUNCTIONS

KNOBS, LCD DISPLAY



VACUUM-SEAL LIQUIDS

AUTOMATIC PROGRAMMES:

FOOD PRESERVATION
SOUS-VIDE COOKING
VACUUM BOXES

KITCHENAID
BRAND

TEXTURIZED
HANDLES



PRINTSHIELD EASY-TO-CLEAN



TEMPERATURE PROBE

OTHER ACCESSORIES:

- POUCHES FOR SOUS-VIDE
- PLATE COVER
- BAKING GRID
- DRIP TRAY
- STEAM TRAY

TOUCH, LCD DISPLAY

"HARD" BLAST CHILLING

"SOFT" BLAST CHILLING

SHOCK FREEZING

DRINKS COOLING

PREHEATING

The sous-vide cooking system

Designed for your home



*Amplify your creativity and your flavours with sous-vide,
a healthy, low temperature way of cooking.*

Professional cooking results

Brings out all the flavour nuances of every ingredient in each recipe. Food retains all its juiciness and stays succulent and tender.

Convenience

Cooking in advance and preserving sous-vide allows you to prepare more time-intensive recipes days before your dinner party.

Healthy Cooking

This gentle, low-temperature cooking technique ensures that ingredients retain all their natural nutrients.

Chef Touch is a sophisticated, three-in-one system, comprised of three appliances.

VACUUM MACHINE

The first step to using your Chef Touch System by KitchenAid is to vacuum-seal your raw or fresh ingredients in special pouches using the vacuum machine.

STEAM OVEN

The food in the vacuum-sealed bag can then be cooked in the steam oven and eaten immediately or stored in the fridge or freezer.

SHOCK FREEZER

Now that the food is cooked, you can enjoy it straight away or blast-chill the pouch to be stored in the fridge, or shock-freeze it to be kept in the freezer.

Immediate consumption

Cooking and consuming without any further food storage, the very best way to exploit this cooking method.

Short period storage

Cooking and preserving for short periods of time, suggested for foods that are to be consumed after chilling, or for reheating dishes prepared the day before.

Long period storage

Cooking and preserving for long periods of time, suggested for those who like preparing dishes beforehand, eating them some time after.



BEFORE

Choose your favourite ingredients



AFTER

Enjoy the same flavours, textures and colours on your plate

CHEF TOUCH

Cooking system

The KitchenAid Chef Touch is a complete sous-vide cooking system designed for your home.

The three-in-one system features a Vacuum Machine for preserving food using the sous-vide technique, a Steam Oven and a Shock Freezer for rapid chilling and freezing, as used by professional chefs.



Once the food has been sealed in pouches, it can be cooked in the KitchenAid steam oven with its highly accurate temperature control system.

Choose one of the 10 sous-vide cooking functions using either combined or pure steam and your food will be cooked in a gentle, healthy way.

As the temperature never exceeds 100°C, foods prepared with this technique develop

and maintain their succulence, texture and rich flavour and retain their nutritional value.

There are two dedicated functions for reheating vacuum-sealed cooked foods that have been stored in the fridge or freezer.

The KitchenAid steam oven is equipped with the Assisted Chef function: this programme has 71 pre-set recipes to cook every dish to perfection.



DISCOVER MORE ABOUT THIS PRODUCT ON PAGE 30

The Vacuum Machine allows you to vacuum-seal your raw or fresh ingredients together with their seasonings in special pouches. The machine's clever design even allows you to safely vacuum-seal liquids.

Choose from 4 automatic programmes for professional results:

- ***Cycle for food preservation***
- ***Cycle for sous-vide cooking***
- ***Cycles for professional vacuum boxes***
- ***Stop and vacuum sensor setting***

Thanks to the product's advanced technology, the residual pressure inside the pouch is reduced to just 5 mbar, whereas most standard consumer vacuum sealers reach 350-500 mbar. This lower residual pressure creates a better vacuum for greater preservation, resulting in longer-lasting freshness.



DISCOVER MORE ABOUT THIS PRODUCT ON PAGE 30

Once your food is cooked, you can enjoy it straight away, blast chill the pouch for fridge preparation, or shock-freeze it for freezer preparation. The KitchenAid Shock Freezer allows you to chill or freeze food in a very short time, without losing or altering any of the flavour, aroma or nutritional value.

Cold air rapidly cools the food right to the core, transforming the food moisture into micro-crystals without altering the food's organic structure, maintaining the original consistency and texture after defrosting.

Shock Freezing and Blast Chilling

Food can be placed in the Shock Freezer directly from the oven so there is no need to wait for it to cool down to room temperature as normally required.

Preserving

The exceptional speed at which temperature is reduced makes it possible to keep the nutritional qualities, aromas, flavours and colours of your food intact, preserving them for longer.

Drinks rapid cooling cycle

This cycle allows you to quickly cool beverages in bottles or cans.



DISCOVER MORE ABOUT THIS PRODUCT ON PAGE 31



KitchenAid Stainless Steel
KOQCX 45600

COMPACT COMBI OVEN BUILT-IN

DISTINCTIVE FEATURES

Multilevel Cooking

Key Lock

10 sous-vide cooking

functions:

Whole meat

Meat - slices

Poultry

Fish

Mollusc

Shellfish

Vegetables

Fruits

Sweet

Savoury cream

2 sous-vide regeneration

functions:

Frozen food

Refrigerated food

FUNCTIONS

• **4 Special functions:**

Dough proving

Yoghurt prep (40°C)

Preservation

Assisted Cooking

• **5 Traditional functions:**

Forced Air

Forced Air + Steam

Steam

Reheat

Steam defrost

CLEANING AND MAINTAINANCE

Descale, Sanitisation, Steam Cleaning, Drain

ACCESSORIES

Temperature probe

Sponge

1 Grid

1 Steam Tray

Drip tray

AESTHETICS

LCD display

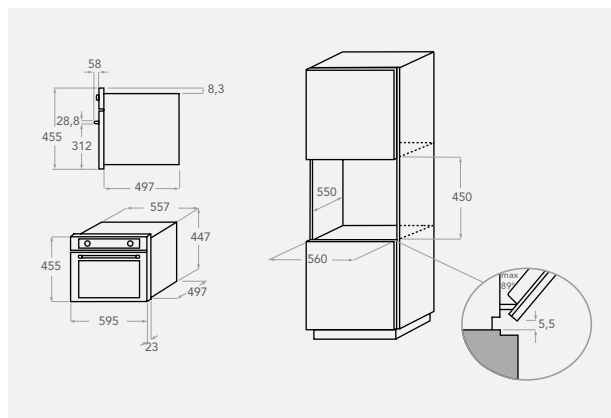
PrintShield - Easy to Clean

Cavity Capacity 34 L

Interior Halogen Light

Electrical Connection rating

1450 W



KitchenAid Stainless Steel
KVXXX 44601

VACUUM MACHINE BUILT-IN

DISTINCTIVE FEATURES

Available for Chef Touch System

Sous-vide cooking (3'44")

Food preservation (3'04")

FUNCTIONS

• **4 functions:**

Food preservation

Sous-vide cooking

Vacuum boxes

Stop and vacuum sensor

ACCESSORIES

Set of pouches for sous-vide cooking (mm):

150x200; 200x200; 250x300

Set of pouches for sous-vide storage (mm):

150x200; 200x200; 250x300

Sous-vide containers: 0.70 L and 1.4 L (optional accessory)

Kit optional Vacuum Panel KAVDX 44600

AESTHETICS

Touch

Intuitive Display

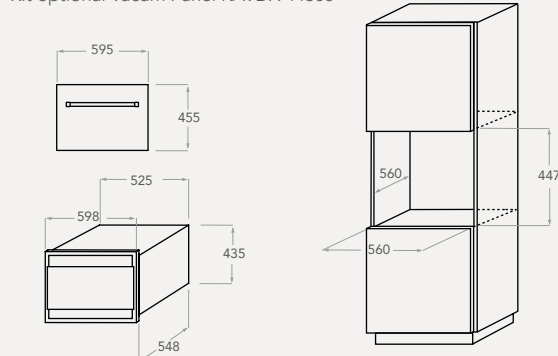
Cavity Capacity 17,1 L

Power Connection 350 W

Pouches: Maximum size

300 x 400 mm

Kit optional Vacuum Panel KAVDX 44600





KitchenAid Stainless Steel
KCBSX 60600

SHOCK FREEZER BUILT-IN

DISTINCTIVE FEATURES

"Hard" Blast chilling
"Soft" Blast chilling
Fast freezing
Drinks cooling

FUNCTIONS

Time operation mode
Temperature operation mode
End-of-cycle signal

ACCESSORIES

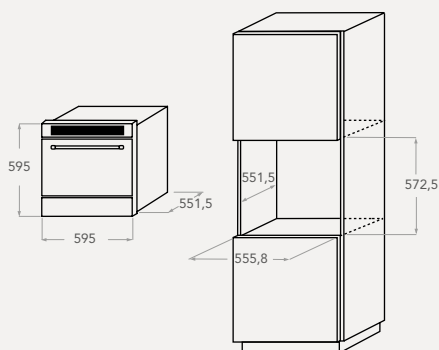
Temperature probe
1 Rack

AESTHETICS

Touch with white display
PrintShield - Easy to Clean

Volume 41 L

Power connection: 736 W



CHEF SIGN

Oven performance with the power of a hob

With Chef Sign you'll enjoy the integrated and flexible performance of an oven and a hob combined in a single product.





MODULE 45

FLEXI ZONE

TOUCH



BOOSTER FUNCTION



KITCHENAID
BRAND



PRINTSHIELD EASY-TO-CLEAN

FLUSH / STANDARD

SECURITY

TIMER

5 COOKING METHODS:

STEAM
BOILING
ROASTING
FRYING
LOW TEMPERATURE

ACCESSORIES:

GLASS LID (#2)
PASTA STRAINER
FRYING BASKET
STEAMING BASKETS (#2)
STAINLESS-STEEL COOKING VESSELS (#2)

*Express your
creativity*

*For a full culinary
experience*





Chef Sign is the only induction tray system that allows you to experience five different cooking methods on one appliance. Beautifully versatile, this state-of-the-art cooking system offers the performance of an oven combined with a hob, for outstanding results every time. Chef Sign changes the concept of domestic cooking, bringing professional induction trays and the principles of induction cooking into the home kitchen.

• MULTIFUNCTION COOKING

The two induction plates of Chef Sign, each with a maximum power output of 1400W, can work either separately or simultaneously. Heat is distributed evenly with the highest level of temperature accuracy for optimal cooking results. With Chef Sign, performance is improved, and the amount of time and energy needed reduced thanks to the speed and even heat distribution and the absence of any heat dispersion.

• SAFETY

Only the tray heats up, while the surface of the hob and the tray handles stay cool, for greater comfort and safety. Chef Sign is equipped with a Key lock and a residual heat indicator.

• ELECTRONIC TIMER

Whether you are using a single tray or both simultaneously, the electronic timer allows you to independently set the cooking time for each area, giving you full control at your fingertips.

• TOUCH CONTROL

Combining elegance and functionality, the touch control panel is simple and intuitive to use. The slide control can be set to 16 different power levels with extreme precision and indicates the operation, the power level of the plate, the residual heat and the duration of pre-set cooking.

CHEF SIGN


5 cooking methods

Exceptional flexibility and endless ways to challenge your creativity in the kitchen. With Chef Sign, cooking will never be the same.



STEAMING

The special surfaces are ideal for steaming food, maintaining flavours and texture with a very limited loss of vitamins and minerals. Cooking with steam is ideal for creating delicious, light and incredibly healthy dishes as no additional oil, fats or seasoning are required.



BOILING / POACHING

Traditionally one of the most popular and convenient cooking methods, now even easier with the Chef Sign. The specially created accessories make it easy to drain pasta and vegetables.


ROASTING

With direct and precise temperature control, food typically prepared in an oven can be roasted directly in the multi-purpose pan. Roasting gives foods a wonderful flavour.



DEEP FRYING

With the dishwashable steel frying basket, fried food comes out uniformly cooked, light and crispy.



LOW TEMPERATURE COOKING

KitchenAid's technology allows you to set the cooking temperature with precision, even at low levels, and to maintain that temperature for the set time. Food is evenly cooked and retains its nutritional value and texture.





Inox
KHCMF 45000
KHCMS 45000

45 CM CHEF SIGN FLUSH / STANDARD

DISTINCTIVE FEATURES

- 1 flexi zone
- 2 Induction zones
- Booster

FUNCTIONS

• 5 cooking methods:

- Steam
- Boiling
- Roasting
- Frying
- Low temperature
- Key Lock
- Residual heat indicator

ACCESSORIES

Included:

- stainless-steel lid
- 2 stainless-steel cooking vessels
- 2 glass lids
- 2 steaming baskets
- 1 pasta strainer
- 1 frying basket

Optional:

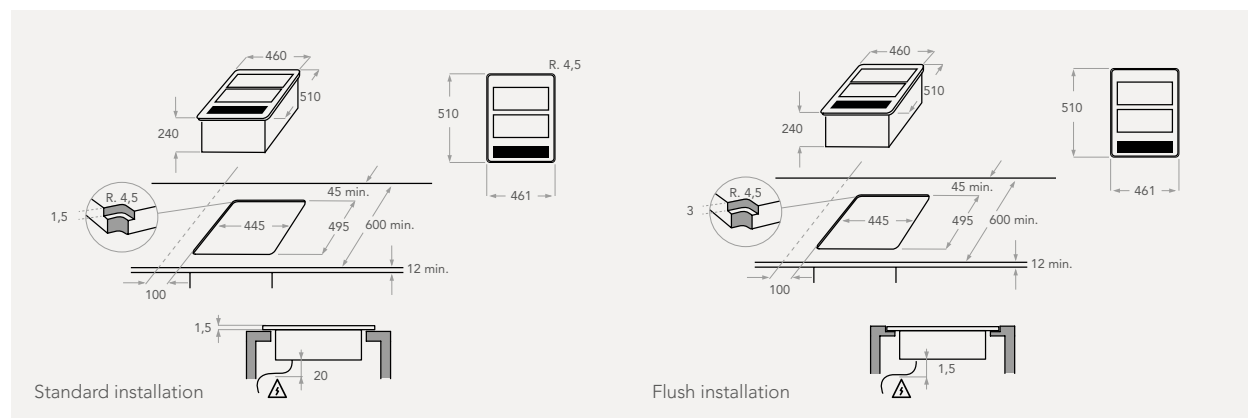
kit KATCS 35000



AESTHETICS

Touch Control

Total power **2,8 kW**







SPECIAL PRODUCTS

*Take your inspiration
to new heights*

*KitchenAid's special products are
designed to be your perfect partner
in the kitchen, empowering you
to create culinary masterpieces.*



SHOCK FREEZER

VACUUM MACHINE

ICE MAKER

COFFEE MACHINE

WARMING DRAWERS

COOLING DRAWER

COLUMNS

SHOCK FREEZER

*Freeze your flavours
in time*



Ordinary slow freezing

ICE MACROCRYSTALS
some food nutrients
are dissolved.



Shock freeze function

ICE MICROCRYSTALS
food retains its nutrients,
flavour and texture.

The shock freezer is a must for all passionate makers. It allows you to chill or freeze food in just minutes, transforming water content into microcrystals without altering the organic structure. This way the food retains its nutrients, flavour and firmness.

The Shock Freezer is equipped with three professional functions:

HARD BLAST CHILLING

This cycle rapidly reduces the core temperature of oven-hot cooked food, taking it to +3°C in less than 90 minutes. This function is perfect for cooling meat, lasagne and soup. At the end of the blast chilling cycle, the device goes into

storage mode while maintaining a temperature inside the chamber of between +3°C and +4°C.

SOFT BLAST CHILLING

This cycle gradually reduces the core temperature of oven-hot cooked food, taking it to +3°C in less than 90 minutes. This cycle has the same settings as the "Hard" cycle but is recommended for delicate foods such as creams and pastry.

FAST FREEZING

This cycle rapidly reduces the core temperature of food to -18°C in less than 270 minutes. The rapid freezing cycle can be carried out in "time" or "core probe" mode. At the end of the freezing cycle, the device goes into storage mode while maintaining a temperature inside the chamber of -35°C.



KitchenAid Stainless Steel
KCBSX 60600

SHOCK FREEZER BUILT-IN

DISTINCTIVE FEATURES

"Hard" Blast chilling

"Soft" Blast chilling

Fast freezing

Drinks cooling

FUNCTIONS

Time operation mode

Temperature operation mode

End-of-cycle signal

ACCESSORIES

Temperature probe

1 Rack

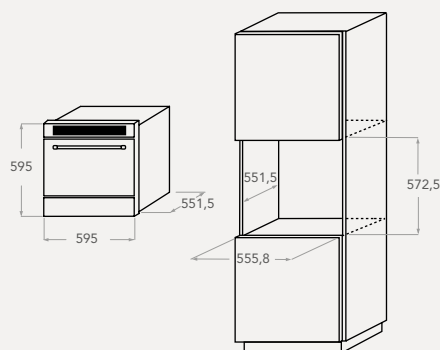
AESTHETICS

Touch with white display

PrintShield - Easy to Clean

Volume 41 L

Power connection: 736 W



VACUUM MACHINE

*Delivers bold flavours
and succulence*



The Vacuum Machine allows you to vacuum-seal your raw or fresh ingredients together with their seasonings in special pouches. The machine's clever design even allows you to safely vacuum-seal liquids.

Choose from 4 automatic programmes for professional results

- *Cycle for food preservation*
- *Cycle for sous-vide cooking*
- *Cycles for professional vacuum boxes*
- *Stop and vacuum sensor setting*

STRONG VACUUM

Using exceptionally strong vacuum power in the chamber (reducing the pressure in the pouch to 5mb compared to the 350-500mb typically achieved by standard consumer vacuum sealers) the machine creates the ideal preservation conditions to ensure the longer-lasting freshness demanded by top professional chefs.

FULL TOUCH

The vacuum machine features an intuitive LED control panel that simplifies vacuum packing. Just press "Bag Cycle" to create a vacuum in the special KitchenAid pouches, or "Container Cycle" when using containers.



KitchenAid Stainless Steel
KVXXX 44601

VACUUM MACHINE BUILT-IN

DISTINCTIVE FEATURES

Available for Chef Touch System

Sous-vide cooking (3'44")

Food preservation (3'04")

FUNCTIONS

• 4 functions:

Food preservation

Sous-vide cooking

Vacuum boxes

Stop and vacuum sensor

ACCESSORIES

Set of pouches for sous-vide cooking (mm): 150x200; 200x200; 250x300

Set of pouches for sous-vide storage (mm): 150x200; 200x200; 250x300

Sous-vide containers: 0.70 L and 1.4 L (optional accessory)

Kit optional Vacuum Panel KAVDX 44600

AESTHETICS

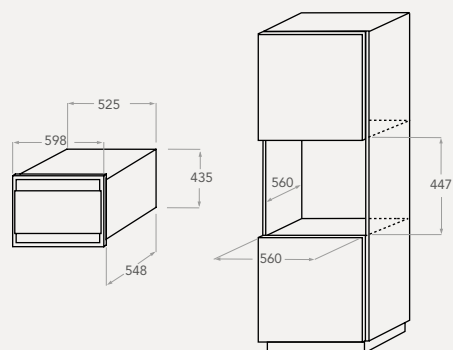
Touch

Intuitive Display

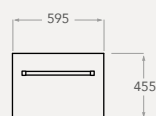
Cavity Capacity 17,1 L

Power Connection 350 W

Pouches: Maximum size 300 x 400 mm




Kit optional Vacuum Panel KAVDX 44600



ICE MAKER

*For perfect ice
every time*



The KitchenAid ice maker combines elegant, durable design and professional performance to give you perfectly made ice, every time.

PURENESS

Produced in the absence of air, ice cubes from the KitchenAid Icemaker are flawless.

Uniquely formed, completely transparent and free from impurities, taste or odour, you'll be able to enjoy the full natural flavour of your favourite drinks.

FAST CYCLE

The ice maker's cycle provides you with half a kilogram of ice every 90 minutes, and up to 10 kilograms every 24 hours.



KitchenAid Stainless Steel
KCBIX 60600

PROFESSIONAL ICE MAKER BUILT-IN

DISTINCTIVE FEATURES

PrintShield - Easy to Clean

FUNCTIONS

8 kg ice capacity
10 kg of ice cubes in 24h
22 g weight of ice cubes
Cycle length (12 cubes/35-40 min)
454 cubes in 24h (average)

ACCESSORIES

Telescopic shelf slides (for installation in a 45 cm recess)
Sliding rails
Paddle

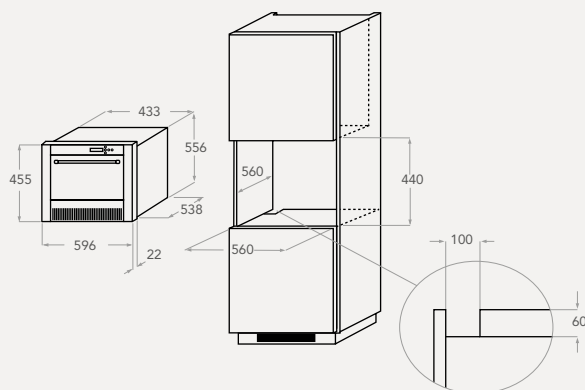
AESTHETICS

Touch
Intuitive Display

Power connection: 250 W

Water connection: Use the flexible pipe with the two filter joints supplied with the machine.
Pressure should be between 1 and 5 Bar. Water drainage needed.

For more information regarding the installation please see the KitchenAid website.



COFFEE MACHINE

*Enjoy the rich aroma
of expertly-made coffee,
from dawn to dusk*



The KitchenAid built-in coffee machine features elegant design complemented by a range of functions, ensuring that each cup of coffee is a delicious creation with an incomparable aroma.

AUTOMATIC COFFEE GRINDER

Freshly ground beans are essential for making the perfect coffee. The powerful integrated automatic coffee grinder has seven grind settings ranging from ultra-fine to coarse to give you the perfect coffee.

MILK FROTHER

With this multipurpose steam function for heating milk, you can enjoy a frothy cappuccino, a caffe latte topped with fabulous foam, or a soothing hot chocolate.

ANTI-LIMESCALE PROGRAMME

This special function automatically senses when it's time to clean your coffee machine so you can keep it working perfectly and enjoy superb results every day.



KitchenAid Stainless Steel
KQXXX 45600



Black Stainless Steel
KQXXXB 45600

COFFEE MACHINE BUILT-IN

DISTINCTIVE FEATURES

15 Coffee Quantity Levels

7 Grinding Levels

Hot water spout
Pre-brew system
Pre-grind system
Prepare 2 cups at a time
Espresso function
Automatic Cappuccino maker
Cappuccino milk steamer
Coffee bean grinder

FUNCTIONS

Auto start time
Auto switch off
Standby
Steam production
Water Quantity Selection 20 - 180 ml
Water tank (removable)
Drip tray DW proof
Filter system
3 Coffee Temperatures (from 80°C to 85°C)
4 Water hardness levels
Cleaning function: Self washing - Descaling cycle - Water fill

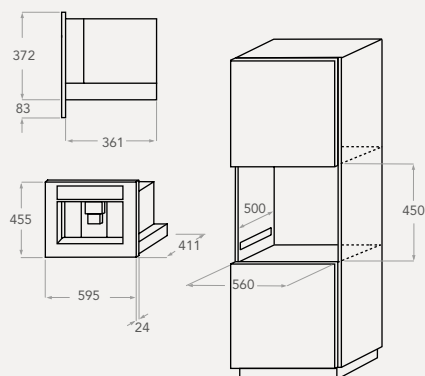
ACCESSORIES

Milk Dispenser

AESTHETICS

Touch
LCD Display

Power 1350 W



WARMING DRAWERS

*Keeping your culinary
creations at the perfect
temperature*



Having put so much passion into your dinner-party creations, it makes sense that they should be served at the perfect temperature, just like in the finest restaurants.

PLATE AND FOOD WARMING

KitchenAid warming drawers ensure that your food is always served on hot plate. They are

also essential for keeping food at just the right temperature while you're busy perfecting a sauce, garnishing your dishes, or simply entertaining your guests.

TWO SIZES

Available in multi-size implies more, KitchenAid warming drawers can hold up to 12 plates and keep your dishes at a maximum temperature of 85°C until you are ready to serve.



KitchenAid Stainless Steel
KWXXX 29600

29 CM WARMING DRAWER BUILT-IN

DISTINCTIVE FEATURES

Pre-heating of pots and pans
Pre-heating of coffee cups
Keep Warm
Thawing
12 plates

FUNCTIONS

Power level indicator
"Power on" indicator
Leavening dough
Delicate cooking at 70°C

AESTHETICS

Push push
PrintShield - Easy to Clean

Temperature range 40° to 70°C
Diameter reference plate 26
Cavity Capacity 48 L
Electrical connection rating 800 W



KitchenAid Stainless Steel
KWXXX 14600

Black Stainless Steel
KWXXXB 14600

14 CM WARMING DRAWER BUILT-IN

DISTINCTIVE FEATURES

Pre-heating of pots and pans
Pre-heating of coffee cups
Keep Warm
Thawing
6 plates

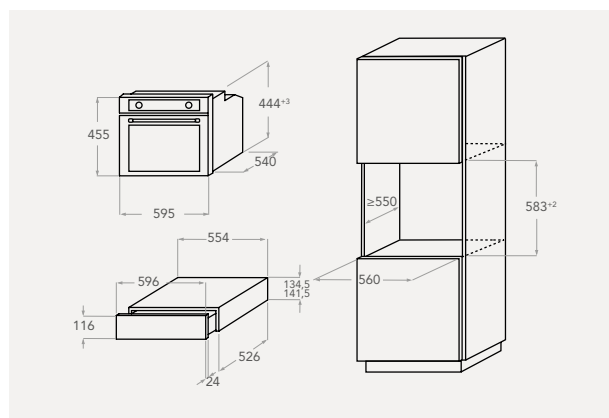
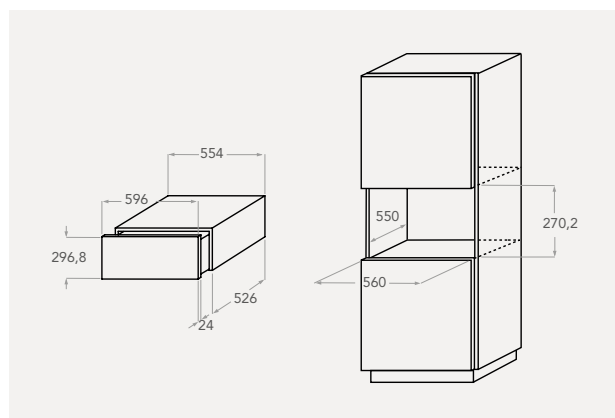
FUNCTIONS

Power level indicator
"Power on" indicator
Leavening dough
Delicate cooking at 70°C

AESTHETICS

Push push
PrintShield - Easy to Clean

Temperature range 40° to 70°C
Diameter reference plate 26
Cavity Capacity 16 L
Electrical connection rating 800 W



COOLING DRAWER

*Delivering space,
freshness and flavour*



Managing the space in your kitchen has never been easier. The KitchenAid Cooling Drawer, with its generous 150-litre capacity, offers an elegant yet practical solution.

Delivering plenty of additional storage space to keep your food fresh and full of flavour, the cooling drawer gives you quick and easy access to your chilled ingredients on demand.

DRAWER DESIGN

The double drawer design offers the optimum way to store your freshest produce and manage your refrigerator space.

SOFTCLOSE SYSTEM

The drawers gently glide thanks to the softclose system, closing silently and softly every time with just a gentle touch.



KitchenAid Stainless Steel
KCBDX 88900

COOLING DRAWER BUILT-IN

DISTINCTIVE FEATURES

Static Cooling System

FUNCTIONS

Automatic Defrosting
Soft close doors

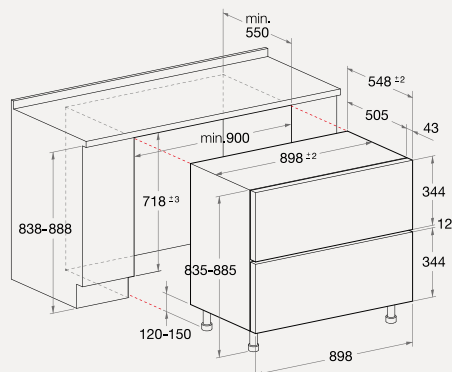
ACCESSORIES

Wine Area
Fruit Chest
2 Removable Vegetable Containers
2 Gastronorm® Boxes
Butter Box
Egg Holder

Total net capacity 150 litres in horizontal configuration

Upper drawer 5° - 7°C ideal for
vegetables, fruits, eggs, butter, yoghurt, wine

Lower drawer 2° - 4°C ideal for cheese, meat, fish



COLUMNS

*Bringing together
innovative technology
and sleek design*



KitchenAid has created two models of the stylish stainless steel Chef Touch Column. Whichever option you choose, you'll discover that the KitchenAid column is an invaluable, premium quality addition to your kitchen.

CHEF TOUCH COLUMN

Experiment with breakthrough flavours combining the Twelix Artisan oven with steam accessory, the vacuum machine for sous-vide cooking and shock freezer.

OVEN COLUMN

Choose Chef Touch with a convection oven plus a warming drawer when you love challenging yourself, preparing more than one serving at a time.



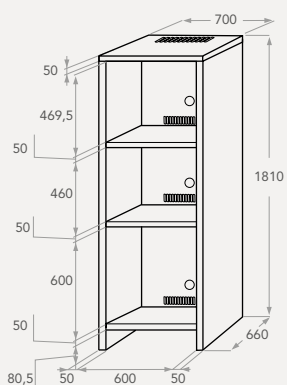
KitchenAid Stainless Steel
KAXCC 00000

CHEF TOUCH COLUMN

Height: 181 cm

Upper Recess Height: 45 cm
Middle Recess Height: 45 cm
Lower Recess Height: 60 cm

Upper: 45 cm steamer
Middle: 45 cm vacuum machine
Lower: 60 cm shock freezer



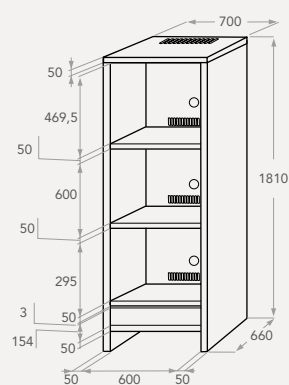
KitchenAid Stainless Steel
KAXCX 00000

OVEN COLUMN

Height: 181 cm

Upper Recess Height: 45 cm
Middle Recess Height: 60 cm
Lower Recess Height: 29 cm

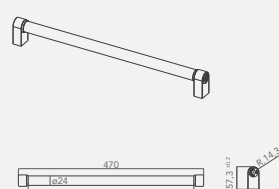
Upper: 45/38 cm steamer
Middle: 60 cm oven
Lower: 29 cm warming drawer



HANDLE



481010713236






SHOCK FREEZER

KCBSX 60600

CAVITY	
Number of wire racks	1
Energy Class	N
Gas Type	R404a
Absorption (A)	3,4
Volume (L)	41
Product Size HxWxD (mm)	595 x 595 x 515
Packed Size HxWxD (mm)	730 x 670 x 680
Max Niche Size HxWxD (mm)	575 x 560 x 560
Net Weight (Kg)	56
Gross Weight (Kg)	60

VACUUM MACHINE

KVXXX 44601

DISTINCTIVE FEATURES	
Chamber material	Thermoplastic Injection
Body	Galvanized Sheet stainless steel AISI430
Lid	 - Glass lid
Welding bar (mm)	306
Welding bar temperature (°C)	130
POUCHES	
Material (Cooking)	OPA/PP (Polyamide / Polypropylene)
Final pressure (mbar)	2 - 4
ACCESSORIES	
Preservation Pouches kit	 - 75
Cooking Pouches kit	Optional 0.7 L ; 1.4 L
Vacuum containers	Optional 0.7 L ; 1.4 L
Rack	
TECHNICAL DETAILS	
Voltage (V)	220-240
Frequency (Hz)	50-60
Maximum power connection (W)	350
Max engine speed (rpm)	2800
Volume (L)	17,1
Max drawer extension (mm)	510
Cavity Size DxWxL (mm)	187x355x365
Product Size HxWxD (mm)	435x525x548
Packed Size HxWxD (mm)	690x710x670
Min Niche Size HxWxD (mm)	450x560x560
Net Weight (Kg)	44
Gross Weight (Kg)	54

PROFESSIONAL ICE MAKER

KCBIX 60600

ACCESSORIES	
Sliding rails	○
Paddle	○
TECHNICAL DETAILS	
Climate Class	T
Gas Type	R134a
Voltage V	220 - 240
Frequency Hz	50
Product Size HxWxD (mm)	455x596x560
Packed Size HxWxD (mm)	570x670x685
Max Niche Size HxWxD (mm)	450x560x570
Min Niche Size HxWxD (mm)	450x560x570
Net Weight (Kg)	40
Gross Weight (Kg)	46

COFFEE MACHINE

KQXXX 45600 / KQXXXB 45600

TECHNICAL INFORMATION	
Bean Capacity (gr)	200
Water Tank Capacity (L)	2
Energy Class	-
Current (A)	10
Voltage V	220 - 240
Frequency Hz	50 - 60
Boiler (W)	1400
Pump pressure (bar)	15
Electrical connection rating (W)	1350
Product Size HxWxD cm	455 x 595 x 398
Niche Size HxWxD cm	450 x 560 x 550
Packed Size HxWxD cm	525 x 650 x 495
Net Weight	26
Gross Weight kg	28

	29 CM WARMING DRAWER KWXXX 29600	14 CM WARMING DRAWER KWXXXB 14600 KWXXX 14600	14 CM WARMING DRAWER KWXXX 14601
TECHNICAL INFORMATION			
Temperature range °C	40° to 70°C	40° to 70°C	40° to 70°C
Diameter reference plates	26	26	26
Cavity Capacity L	48	16	16
Electrical connection rating W	800	400	400
Voltage V	220 -240	230	230
Frequency Hz	50-60	50-60	50-60
Heating elements	Side	Side	Side
Packed Size HxWxD mm	360 x 650 x 650	205 x 650 x 650	205 x 650 x 650
Product Size HxWxD mm	296,8 x 595 x 550	130 x 595 x 568	134,5 x 595 x 568
Gross Weight kg	19,6	15,6	15,6
Net Weight kg	17.2	13,5	13,5

COOLING DRAWER
KCBDX 88900

DISTINCTIVE FEATURES	
Cooling System	Static
Defrosting	Automatic
INTERIOR DESIGN	
Wine Area	1
Stainless Steel Fruit Chest	1
Removable Vegetable Containers	2
Stainless Steel Gastronorm® Boxes	2
ACCESSORIES	
Butter Box	1
Egg Holder	1
TECHNICAL INFORMATION	
Total Gross Capacity (L)	190
Total Net Capacity (L)	150
Product Dimensions (W x D x H) mm	898 x 548 +2 x 835-865
Built-In Dimensions (W x D x H) mm	900 x 550 x 838-868
Energy Class	A+
Energy Consumption (kWh/year)	281
Star Rating	1,5





BLACK STEEL COLLECTION

BLACK STEEL
COLLECTION

*Take your passion
to a new dimension*

*Create a distinctive space to nourish
your passion for cooking.
Enter a timeless world,
full of infinite possibilities.*



SPECIAL PRODUCTS



OVENS



Elegant



Distinctive



Classy



BLACK OPAQUE TEXTURE

It's not a matter of colour.
It's a matter of substance.
It's a matter of pushing.
The soft, brushed metal of
black stainless steel, paired with
polished chrome details and
satin-textured handles makes
a bold addition to any kitchen.



PRINTSHIELD EASY-TO-CLEAN

The warm and unique effect is
stunning and designed to stay
that way with a PrintShield
finish. The PrintShield
technology protects appliances
from fingerprints and smudges
to give you an easy-to-clean
kitchen, ready for your
next outstanding cooking
performance.

“In the theatre of the sky the light plays on a black stage.”

Andrea Gentilini


*We’ve taken everything you love
about stainless steel and dressed it in black.*



Bold



Intense



Sophisticated

Pairing premium colour with premier design features, the new KitchenAid black stainless line is a softer, warmer alternative to traditional stainless steel appliances.

Designed to stand out on its own or blend with other black and stainless steel appliances, the suite makes a bold statement while complementing the design of your kitchen.



Black stainless steel
KOASPB 60600

TWELIX ARTISAN PYROLITIC OVEN BUILT-IN

DISTINCTIVE FEATURES

Twelix System	18 Professional functions:
Steam (pure + assisted)	6 Artisan Steam functions
Multilevel	6 Bakery
Pyro Cleaning function	5 Pastry
Soft Closing Door	1 Artisan function

FUNCTIONS

• 11 Special Functions:	• 7 Traditional Functions:
Twelix base	Conventional
Eco forced air	Fast Preheat
Defrosting	Forced Air
Keep warm (65°C)	Grill
Dehydration (3)	Convection Bake
Yoghurt prep (50°C)	Turbo Grill
Rising (40°C)	Tweli Grill
Slow cooking meat / fish	

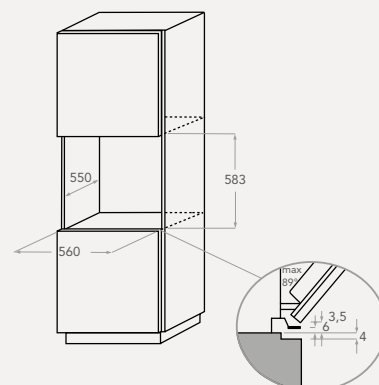
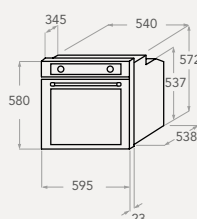
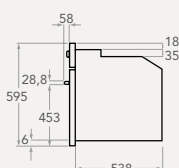
CLEANING	Pyrolitic
ACCESSORIES	Dehydration rack
Temperature Probe	Turnspit
2 Grids	2 Telescopic guides
2 Baking Trays	KitchenAid Steam accessory

AESTHETICS	
LCD display, 2 knobs	PrintShield - Easy to Clean

A+ energy class	Electrical connection rating
2 Interior Halogen Lamps	3650 W
Cavity Volume 73 L	



STEAM ACCESSORY INCLUDED



Black stainless steel
KOTSPB 60600

TWELIX PYROLITIC OVEN BUILT-IN

DISTINCTIVE FEATURES

Twelix System	17 Professional functions:
Multilevel	6 Bakery
Pyro Cleaning function	5 Pastry
Soft Closing Door	6 Roasting

FUNCTIONS

• 11 Special Functions:	• 7 Traditional Functions:
Twelix base	Conventional
Eco forced air	Fast Preheat
Defrosting	Forced Air
Keep warm (65°C)	Grill
Dehydration (3)	Convection Bake
Yoghurt prep (50°C)	Turbo Grill
Rising (40°C)	Tweli Grill
Slow cooking meat / fish	

CLEANING	Pyrolitic
ACCESSORIES	1 Deep Tray
Temperature Probe	Dehydration rack
1 Grid	Turnspit
2 Baking Trays	2 Telescopic guides

AESTHETICS	
LCD display, 2 knobs	PrintShield - Easy to Clean

A+ energy class	Electrical connection rating
2 Interior Halogen Lamps	3650 W
Cavity Volume 73 L	





Black stainless steel
KOASSB 60600

TWELIX ARTISAN STANDARD OVEN BUILT-IN

DISTINCTIVE FEATURES

Twelix System
Steam (pure + assisted)
Multilevel
Pyro Cleaning function
Soft Closing Door

18 Professional functions:

6 Artisan Steam functions
6 Bakery
5 Pastry
1 Artisan function

FUNCTIONS

• 11 Special Functions:

Twelix base
Eco forced air
Defrosting
Keep warm (65°C)
Dehydration (3)
Yoghurt prep (50°C)
Rising (40°C)
Slow cooking meat / fish

• 7 Traditional Functions:

Conventional
Fast Preheat
Forced Air
Grill
Convection Bake
Turbo Grill
Tweli Grill

CLEANING

Standard

ACCESSORIES

Temperature Probe
2 Grids
2 Baking Trays

Dehydration rack
2 Telescopic guides
KitchenAid Steam accessory

AESTHETICS

LCD display, 2 knobs

PrintShield - Easy to Clean

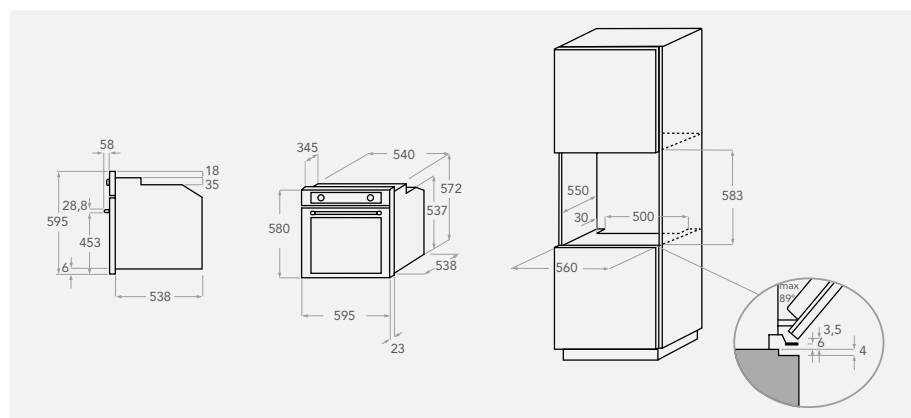
A+ energy class

2 Interior Halogen Lamps
Cavity Volume 73 L

Electrical connection rating
3650 W



STEAM ACCESSORY INCLUDED



Black stainless steel
KOTSSB 60600

TWELIX STANDARD OVEN BUILT-IN

DISTINCTIVE FEATURES

Twelix System
Multilevel
Pyro Cleaning function
Soft Closing Door

17 Professional functions:

6 Bakery
5 Pastry
6 Roasting

FUNCTIONS

• 11 Special Functions:

Twelix base
Eco forced air
Defrosting
Keep warm (65°C)
Dehydration (3)
Yoghurt prep (50°C)
Rising (40°C)
Slow cooking meat / fish

• 7 Traditional Functions:

Conventional
Fast Preheat
Forced Air
Grill
Convection Bake
Turbo Grill
Tweli Grill

CLEANING

Standard

ACCESSORIES

Temperature Probe
1 Grid
2 Baking Trays

1 Deep Tray
Dehydration rack
2 Telescopic guides

AESTHETICS

LCD display, 2 knobs

PrintShield - Easy to Clean

A+ energy class

2 Interior Halogen Lamps
Cavity Volume 73 L

Electrical connection rating
3650 W





Black stainless steel
KOLSPB 60602

MULTIFUNCTION PYROLITIC OVEN BUILT-IN

DISTINCTIVE FEATURES

Multilevel
Pyro Cleaning function
Soft Closing Door

17 Professional functions:

6 Bakery
5 Pastry
6 Roasting

FUNCTIONS

• 7 Special Functions:

Eco forced air
Defrosting
Keep warm (65°C)
Yoghurt prep (50°C)
Rising (40°C)
Slow cooking meat / fish

• 6 Traditional Functions:

Conventional
Fast Preheat
Forced Air
Grill
Convection Bake
Turbo Grill

CLEANING

Pyrolitic

ACCESSORIES

Temperature Probe
2 Grids
2 Baking Trays

1 Deep Tray
Turnspit
1 Telescopic guide

AESTHETICS

LCD display, 2 knobs

PrintShield - Easy to Clean

A+ energy class
2 Interior Halogen Lamps
Cavity Volume 73 L

Electrical connection rating
3650 W



Black stainless steel
KOHSPB 60604

MULTIFUNCTION PYROLITIC OVEN BUILT-IN

DISTINCTIVE FEATURES

Multilevel
Pyro Cleaning function
Soft Closing Door

FUNCTIONS

• 7 Special Functions:

Eco forced air
Defrosting
Keep warm (65°C)
Yoghurt prep (50°C)
Rising (40°C)
Slow cooking meat / fish

• 8 Traditional Functions:

Conventional
Fast Preheat
Forced Air
Grill
Convection Bake
Turbo Grill
Bread
Pizza

CLEANING

Pyrolitic

ACCESSORIES

Temperature Probe
2 Grids

2 Baking Trays
1 Deep Tray
1 Telescopic guide

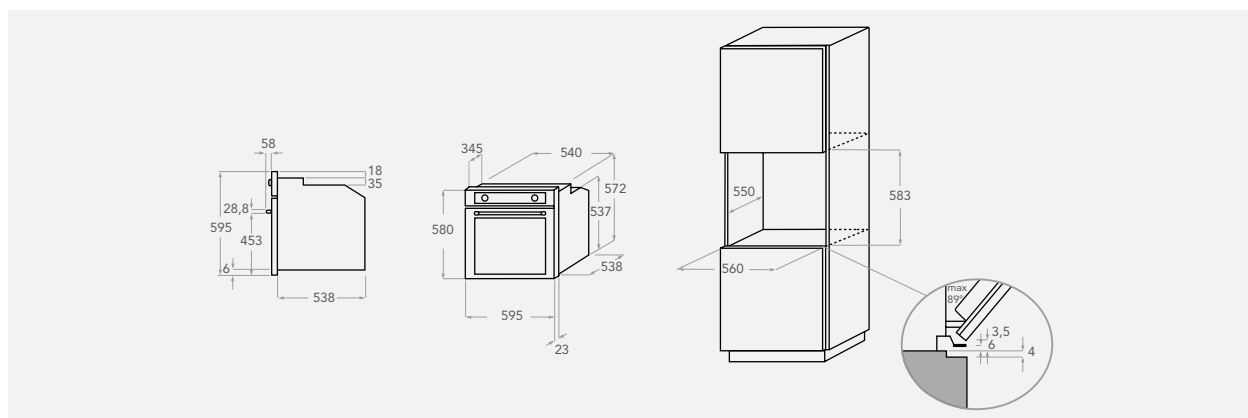
AESTHETICS

Digital display, 2 knobs

PrintShield - Easy to Clean

A+ energy class
2 Interior Halogen Lamps
Cavity Volume 73 L

Electrical connection rating
3650 W





Black stainless steel
KOLSSB 60602

MULTIFUNCTION STANDARD OVEN BUILT-IN

DISTINCTIVE FEATURES
Multilevel
Standard Cleaning function
Soft Closing Door

17 Professional functions:

6 Bakery
5 Pastry
6 Roasting

FUNCTIONS

• 7 Special Functions:

Eco forced air
Defrosting
Keep warm (65°C)
Yoghurt prep (50°C)
Rising (40°C)
Slow cooking meat / fish

• 6 Traditional Functions:

Conventional
Fast Preheat
Forced Air
Grill
Convection Bake
Turbo Grill

CLEANING

Standard

ACCESSORIES

Temperature Probe
2 Grids

2 Baking Trays
1 Deep Tray
1 Telescopic guide

AESTHETICS

LCD display, 2 knobs

PrintShield - Easy to Clean

A+ energy class

2 Interior Halogen Lamps
Cavity Volume 73 L

Electrical connection rating
3650 W



Black stainless steel
KOHSSB 60604

MULTIFUNCTION STANDARD OVEN BUILT-IN

DISTINCTIVE FEATURES

Multilevel
Standard Cleaning function
Soft Closing Door

FUNCTIONS

• 7 Special Functions:

Eco forced air
Defrosting
Keep warm (65°C)
Yoghurt prep (50°C)
Rising (40°C)
Slow cooking meat / fish

• 8 Traditional Functions:

Conventional
Fast Preheat
Forced Air
Grill
Convection Bake
Turbo Grill
Bread
Pizza

CLEANING

Standard

ACCESSORIES

Temperature Probe
2 Grids

2 Baking Trays
1 Deep Tray
1 Telescopic guides

AESTHETICS

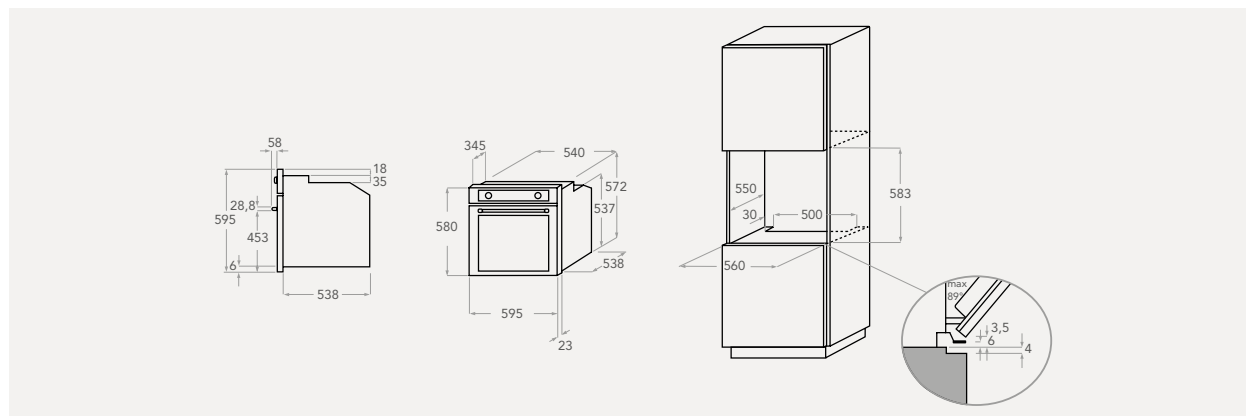
Digital display, 2 knobs

PrintShield - Easy to Clean

A+ energy class

2 Interior Halogen Lamps
Cavity Volume 73 L

Electrical connection rating
3650 W





Black stainless steel
KOCAXB 45600

SPEED OVEN BUILT-IN

DISTINCTIVE FEATURES

Dynamic Sensor
Microwave Jet Start
Key Lock

18 Professional functions:

6 Bakery (traditional bread, malt bread, thick crust pizza, thin crust pizza, quiche, baguette)

5 Pastry (choux pastry, croissant, sponge cake, plum cake, shortcrust pastry)
7 Roasting (veal, pork, roast beef rare, roast beef medium, roast chicken, leg of lamb, manual)

2 Special functions: Keep warm function Rising

FUNCTIONS

• 3 Automatic functions:

Reheat
Rapid Defrost
Slow Cooking

• 6 Traditional functions:

Rapid Reheat
Conventional
Forced Air
Grill
Turbo grill + MWO
Grill + MWO

ACCESSORIES

Plate cover
Baking grid

Glass tray
Baking tray
Temperature Probe

AESTHETICS

LCD display
PrintShield - Easy to Clean

Sealed triple-glazed glass cool door

A+ energy class
Interior Light
Cavity capacity 40 L

Electrical connection rating
2800 W



Black stainless steel
KMQCXB 45600

COMBI MICROWAVE OVEN BUILT-IN

DISTINCTIVE FEATURES

3D Microwave
Dynamic Sensor
Key lock

8 Special function:

Crisp Function
Sensor cooking (Reheat, Crisp, Steam)
Automatic functions
Steam Cooking

Keep warm function
Grill
Turbo grill
Grill + MWO

FUNCTIONS

• 4 Traditional function:

Reheat
Jet start
Jet preheat
Jet defrost

ACCESSORIES

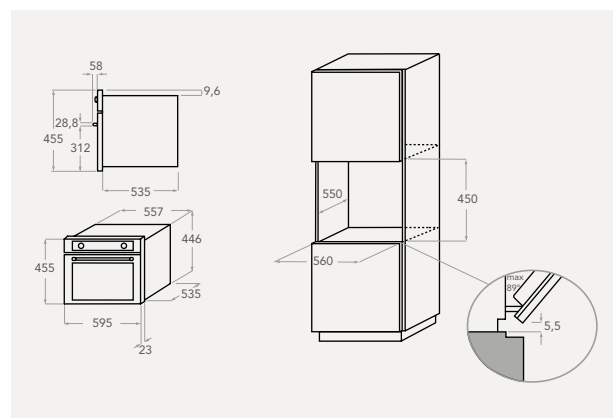
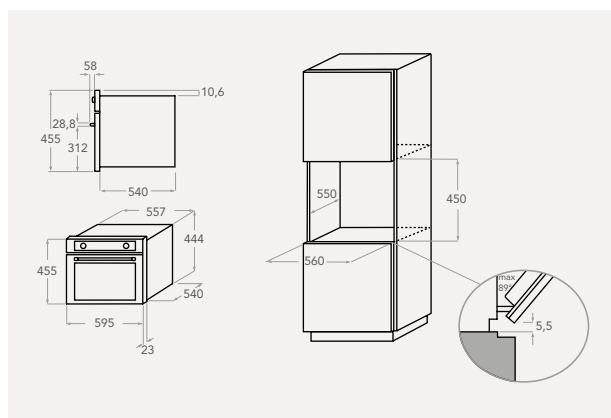
Turntable
Grill grid
Forced air grid
Crisp plate

Crisp handle
Steamer
Plate cover
Baking tray

AESTHETICS

LCD display
PrintShield - Easy to Clean

Interior light
Cavity Capacity 40 L
Connection Rating 2800 W





Black stainless steel
KOQCXB 45600

COMPACT COMBI OVEN BUILT-IN

DISTINCTIVE FEATURES

Multilevel Cooking

Key Lock

10 sous-vide cooking

functions:

Whole meat

Meat - slices

Poultry

Fish

Mollusc

Shellfish

Vegetables

Fruits

Sweet

Savoury cream

2 sous-vide regeneration

functions:

Frozen food

Refrigerated food

FUNCTIONS

• **4 Special functions:**

Dough proving

Yoghurt prep (40°C)

Preservation

Assisted Cooking

• **5 Traditional functions:**

Forced Air

Forced Air + Steam

Steam

Reheat

Steam defrost

CLEANING AND MAINTAINANCE

Descale, Sanitisation, Steam Cleaning, Drain

ACCESSORIES

Temperature probe

Sponge

1 Grid

1 Steam Tray

Drip tray

AESTHETICS

LCD display

PrintShield - Easy to Clean

Cavity capacity 34 L

Interior Halogen Light

Electrical Connection rating 1450 W



Black stainless Steel
KWXXXB 14600

14 CM WARMING DRAWER BUILT-IN

DISTINCTIVE FEATURES

Pre-heating of pots and pans

Pre-heating of coffee cups

Keep warm function

Thawing

6 plates

FUNCTIONS

Power level indicator

"Power on" indicator

Leavening dough

Delicate cooking at 70°C

ACCESSORIES

-

AESTHETICS

Push push

PrintShield - Easy to Clean

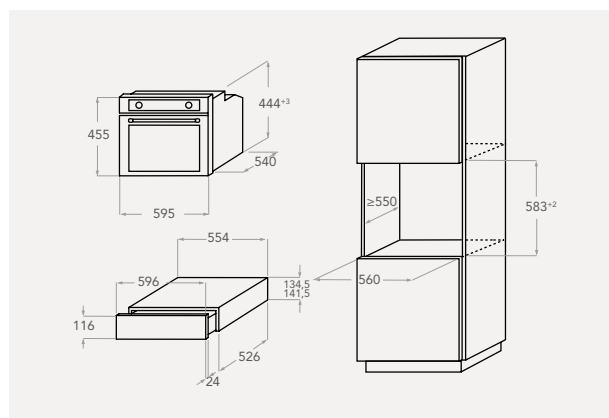
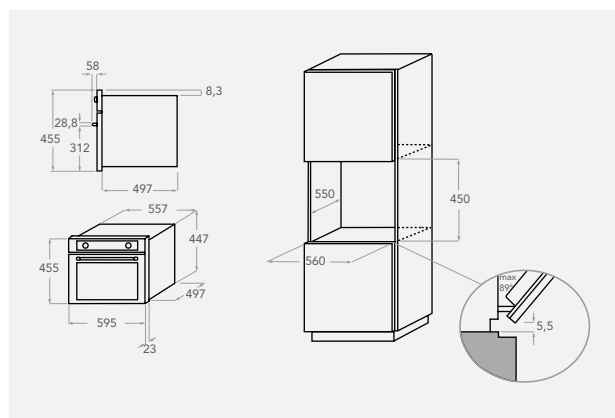
Temperature range 40° to 70°C

Diameter reference plate 26

Cavity capacity 16 L

Electrical connection rating

800 W





Black stainless Steel
KQXXB 45600

COFFEE MACHINE BUILT-IN

DISTINCTIVE FEATURES

15 Levels Coffee Quantity

7 Levels Grinding

Hot water spout

Pre-brew system

Pre-grind system

Prepare 2 cups at a time

Espresso function

Automatic Cappuccino maker

Cappuccino milk steamer

Coffee Bean Grinder

FUNCTIONS

Auto start time

Auto switch off

Standby

Steam production

Water Quantity Selection 20 - 180 ml

Water tank (removable)

Drip tray DW proof

Filter system

3 Coffee Temperatures (from 80° to 85°C)

4 Water hardness levels

Cleaning function: Self washing - Descaling cycle - Water fill

ACCESSORIES

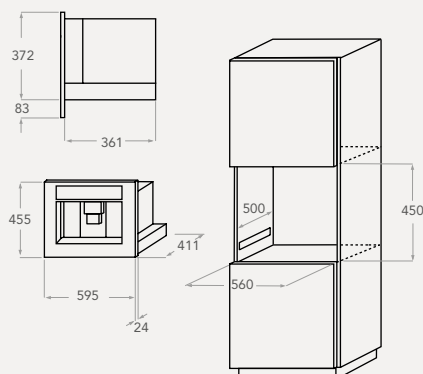
Milk Dispenser

AESTHETICS

Touch

LCD Display

Power 1350 W









OVENS

*Performance
and precision
on every level*

*KitchenAid ovens give you
the power, precision and space
to bring your gastronomic ideas to life.*



MULTIFUNCTION



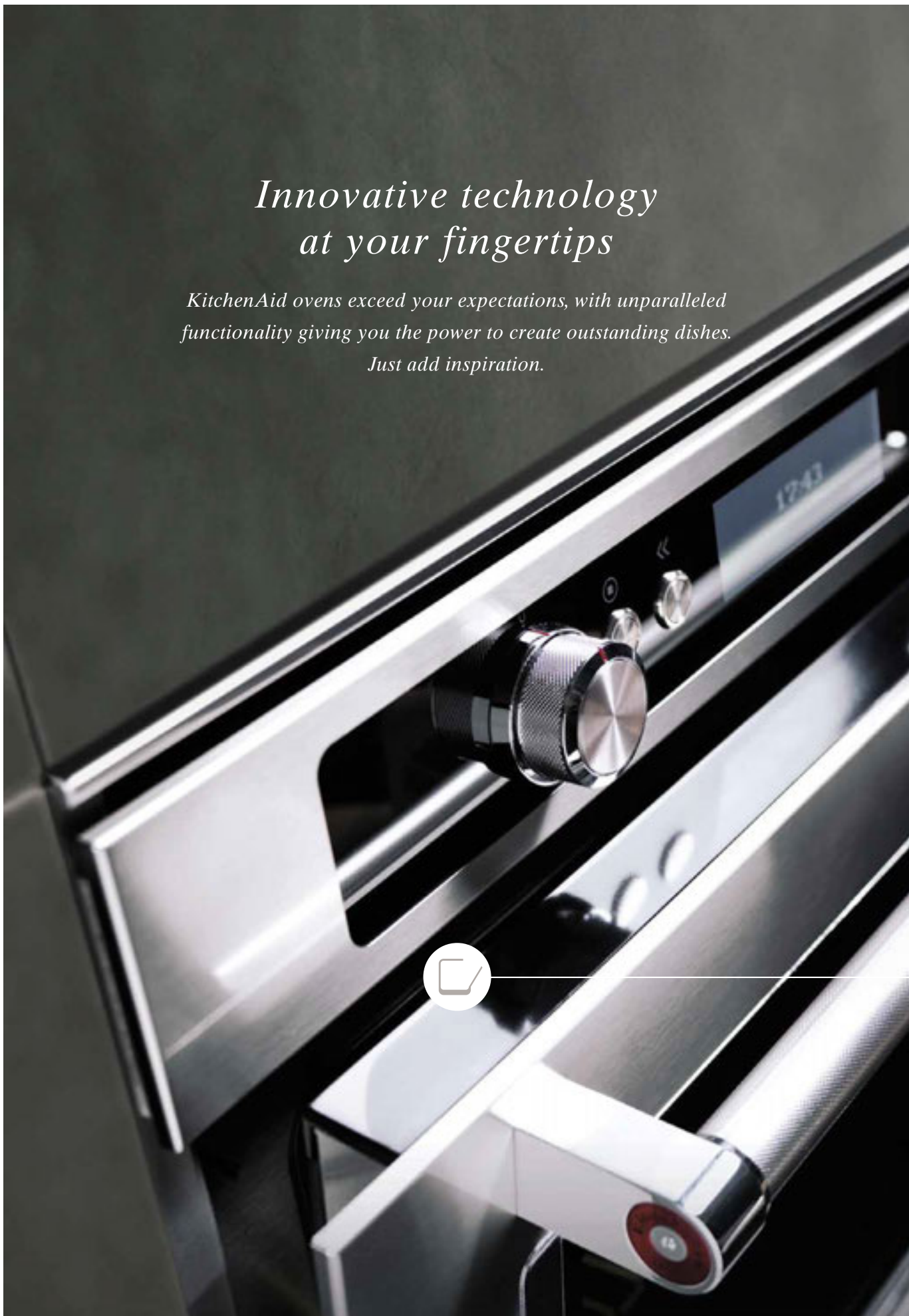
STEAM OVENS



MICROWAVES

Innovative technology at your fingertips

*KitchenAid ovens exceed your expectations, with unparalleled
functionality giving you the power to create outstanding dishes.
Just add inspiration.*





PRINTSHIELD EASY-TO-CLEAN

KitchenAid ovens are designed to keep that perfect new look over time thanks to their PrintShield Easy-to-Clean finish. This technology allows for quick and easy cleaning, protecting appliances from fingerprints and smudges, all ready for your next outstanding performance.

COOL DOOR

All KitchenAid ovens are equipped with the Cool Door system, which ensures the oven door temperature is always safe for you and your children to touch, no matter what you are preparing. This invaluable yet discreet technology is designed to deliver super-safe professional performance.

SOFT-CLOSING SYSTEM

Thanks to the soft-close system, the door closes silently and softly every time with just a gentle touch.

PYROLITIC FUNCTION

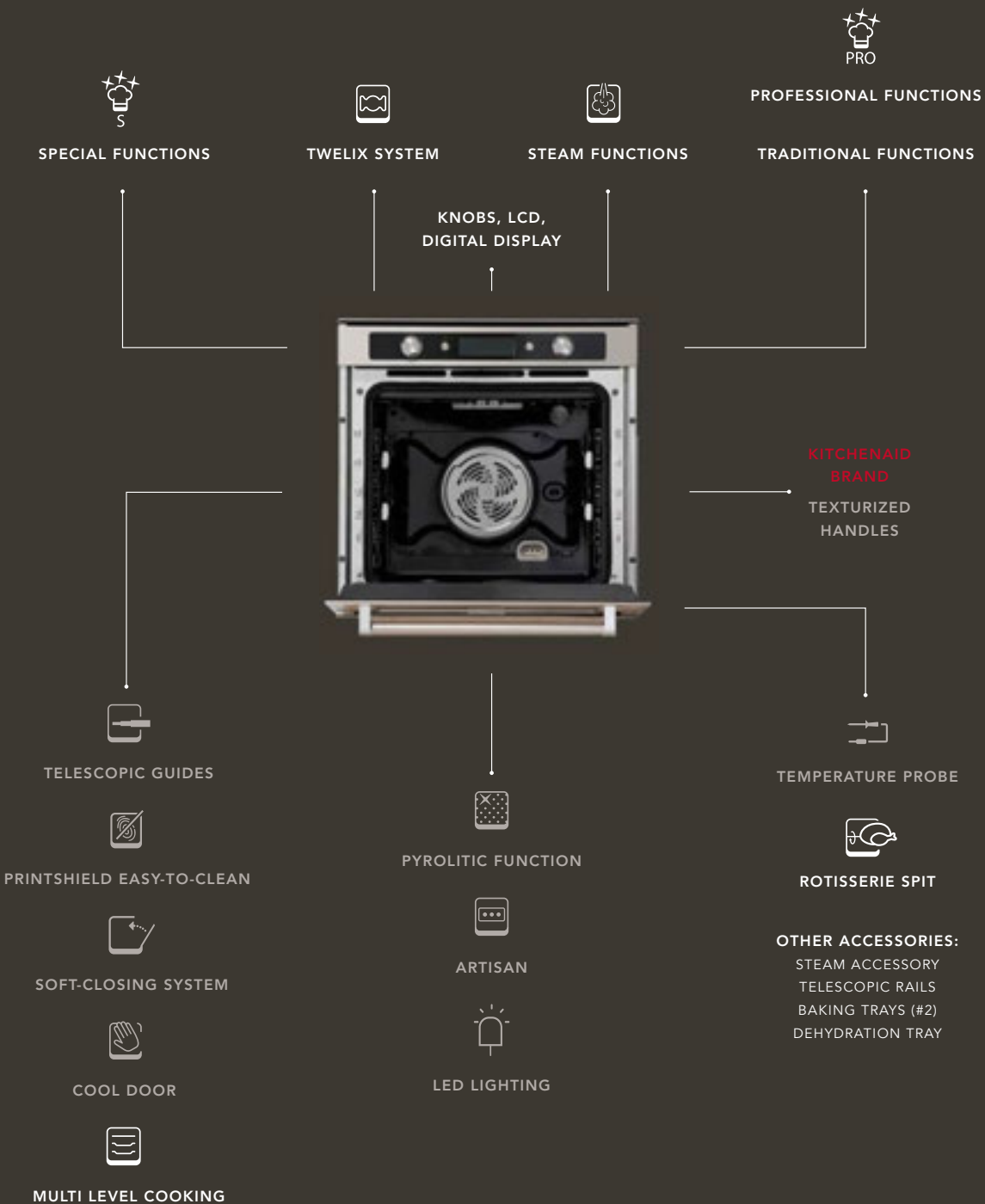
Save time and effort with the pyrolytic cleaning function. The inside of the oven locks itself and heats up to approximately 500°C, converting food residue to ash, which you simply wipe away when it cools.

MULTIFUNCTION OVENS

A world of possibilities





*Unleash your creativity with a myriad of features
for a perfect all-round cooking experience.*





MULTILEVEL COOKING

With KitchenAid ovens you can place dishes on three levels for evenly cooked food that is perfectly golden brown.

- LEVEL 01 
- LEVEL 02 
- LEVEL 03 
- LEVEL 04 
- LEVEL 05 



ROTISSERIE SPIT

The rotisserie spit ensures that your meat is cooked to perfection. Excellent for cooking large joints as well as chicken. Available for 60 cm and 90 cm ovens.

AVAILABLE ON THE FOLLOWING MODELS:

KOASPB 60600 / KOASP 60602

KOTSPB 60600 / KOTSP 60602

KOLSPB 60602 / KOLSP 60602

KOFCS 60900



TELESCOPIC SHELVES

Every KitchenAid convection oven comes with telescopic racks, making sliding food in and out of the oven for tasting and seasoning even easier.



TEMPERATURE PROBE

The temperature probe supplied allows you to measure the exact core temperature of food during cooking, between 0° and 100°C. With the possibility to programme the oven to automatically switch off when the chosen temperature inside the food is reached, perfect cooking results are guaranteed every time.

53°C

TUNA STEAK (RARE)


61°C

ROAST

70°C

RACK OF LAMB





PROFESSIONAL FUNCTIONS

Chef-inspired functionality at your fingertips

KitchenAid ovens offer up to 18 professional functions that simulate the tips and tricks of top chefs and determine which heating elements to use.

The convection oven will even indicate on which level to place your dish, when to use the fan and at which temperature to cook specific recipes by using clever algorithms, guaranteeing chef-like results every time.

PRO ROASTING

6 programmes

Veal / Pork
Roast Beef Rare
Roast Beef Medium
Roast Chicken
Roast Turkey
Custom

PRO BAKERY

6 programmes

Traditional Bread
Malt Bread
Thick Crust Pizza
Thin Crust Pizza
Quiche / Savoury Flan
Baguette

PRO PASTRY

5 programmes

Choux Pastry
Croissant
Sponge Cake
Plum Cake
Shortcrust Pastry



PRO BAKERY FUNCTION



PRO PASTRY FUNCTION



SPECIAL FUNCTIONS

Low temperature, high precision

Because they can manage low temperatures with extreme precision, KitchenAid ovens can also help with special preparations requiring lower temperatures, such as slow cooking, drying fruit or vegetables, and making yoghurt.

The defrost, rising and keep warm functions demonstrate the amazing versatility of KitchenAid ovens. With the Rising function (30° / 35° / 40°C) the temperature automatically adjusts depending on the amount of butter in the dough.

DEFROSTING

KEEP WARM

60°C

RISING

30 - 35 - 40°C

SLOW COOKING

*Meat
Fish*

DEHYDRATION

*Fruits
Vegetables
Mushrooms*


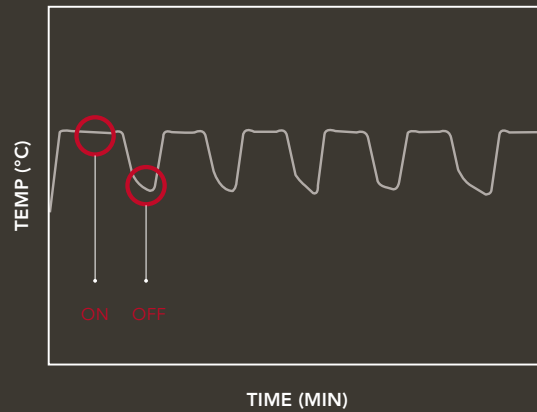
YOGHURT

50°C

TWELI-BASE

*Function
Available Only
For Twelix Ovens
Page 88*

ECO-FORCED AIR

PHASE ALTERNATING
ON/OFF*up to a moisture level of 12%*

DEHYDRATION ACCESSORY



YOGHURT FUNCTION

TWELIX ARTISAN OVEN

*Uniform cooking
on three levels
simultaneously*



2-HELIX
("TWELIX")
CONVECTION
SYSTEM

SPECIAL FAN



DOUBLE
HEATING ELEMENT

INDEPENDENTLY
CONTROLLED

PERFECT
TEMPERATURE
DISTRIBUTION
ACROSS LEVELS

With the Twelix Artisan oven you can now cook with steam in a convection oven. It gives you three different cooking options in just one appliance: pure steam, steam assisted, and convection.

The Twelix Artisan features details that make a real difference in the kitchen, such as the special temperature probe that constantly checks the temperature inside

your food and the door with soft-close hinges that closes silently and softly every time with just a gentle touch.

When we developed Twelix Artisan we turned to experts in culinary technology for advice, and had it tested by renowned chefs to guarantee performance levels worthy of a professional.



TWELIX
system



Twelix convection technology

Twelix convection technology radically optimises airflow and heat distribution within the oven. In addition to reducing preheating and cooking times, this also guarantees that the air is circulated uniformly and your dishes are properly and evenly cooked.



TWELI-GRILL

Traditional function

Tweli-grill activates the lower ring heating element as well as the grill, allowing you to grill two trays at the same time. While food on the upper tray is grilling, the heat distributed throughout the oven starts cooking the food on the tray underneath. Just swap over the trays halfway through cooking and your food will be perfectly cooked and grilled on both trays at the same time.



TWELI-BASE

Special function

Tweli-base heats the lower ring heating element to give you beautifully baked pastries and pizzas and even delicacies cooked en cocotte. Often in traditional ovens the top of dishes like these may be cooked but the underside remains pale and underdone. The Tweli-base function offers the ultimate way to finish off your cooking cycle, and ensure a perfectly baked base every time.



PURE STEAM

Simply choose your ingredients and place them in the specially designed steam pan.

The steam slowly works its way evenly through the food, cooking everything at less than 100°C, so no precious vitamins or minerals are lost.

STEAM ASSISTED

Your Twelix Artisan oven gives you five preprogrammed steam functions that combine convection and steam cooking.

Once you have chosen your function, the oven automatically sets the correct temperature and the amount of steam needed while cooking, ensuring everything is cooked on the outside yet still tender in the middle. The sixth custom steam function gives you complete freedom to set the temperature and the steam intensity yourself.



INSPIRED BY OUR ICONIC STAND MIXER, AT KITCHENAID WE HAVE APPLIED OUR CONCEPT OF ACCESSORIES TO OUR OVENS AS WELL. THE STEAM ACCESSORY CAN BE PLUGGED IN INSIDE THE BACK OF THE OVEN, TRANSFORMING YOUR CONVECTION OVEN INTO THREE DIFFERENT MODELS.



PLUG



STEAM ACCESSORY



KitchenAid Stainless Steel
KOASP 60602

Black Stainless Steel
KOASPB 60600



KitchenAid Stainless Steel
KOTSP 60602

Black Stainless Steel
KOTSPB 60600

TWELIX ARTISAN PYROLITIC OVEN BUILT-IN

DISTINCTIVE FEATURES

Twelix System
Steam (pure + assisted)
Multilevel
Pyro Cleaning function
Soft Closing Door

18 Professional functions:

6 Artisan Steam functions
6 Bakery
5 Pastry
1 Artisan function

FUNCTIONS

• 11 Special Functions:

Twelix base
Eco forced air
Defrosting
Keep warm (65°C)
Dehydration (3)
Yoghurt prep (50°C)
Rising (40°C)
Slow cooking meat / fish

• 7 Traditional Functions:

Conventional
Fast Preheat
Forced Air
Grill
Convection Bake
Turbo Grill
Tweli Grill

CLEANING

Pyrolitic

ACCESSORIES

Temperature Probe
2 Grids
2 Baking Trays

Dehydration rack

Turnspit
2 Telescopic guides
KitchenAid Steam accessory

AESTHETICS

LCD display, 2 knobs

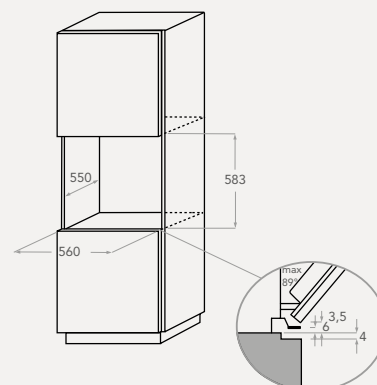
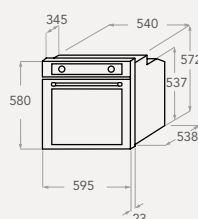
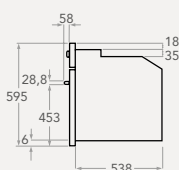
PrintShield - Easy to Clean

A+ energy class
2 Interior Halogen Lamps
Cavity Volume 73 L

Electrical connection rating
3650 W



STEAM ACCESSORY INCLUDED





Black Stainless Steel
KOASSB 60600

TWELIX ARTISAN STANDARD OVEN BUILT-IN

DISTINCTIVE FEATURES

Twelix System
Steam (pure + assisted)
Multilevel
Pyro Cleaning function
Soft Closing Door

18 Professional functions:

6 Artisan Steam functions
6 Bakery
5 Pastry
1 Artisan function

FUNCTIONS

• 11 Special Functions:

Twelix base
Eco forced air
Defrosting
Keep warm (65°C)
Dehydration (3)
Yoghurt prep (50°C)
Rising (40°C)
Slow cooking meat / fish

• 7 Traditional Functions:

Conventional
Fast Preheat
Forced Air
Grill
Convection Bake
Turbo Grill
Tweli Grill

CLEANING

Standard

ACCESSORIES

Temperature Probe
2 Grids
2 Baking Trays

Dehydration rack
2 Telescopic guides
KitchenAid Steam accessory

AESTHETICS

LCD display, 2 knobs

PrintShield - Easy to Clean

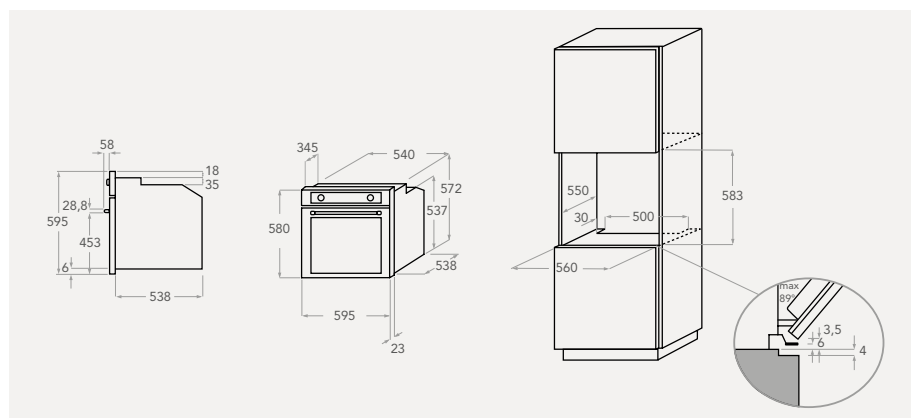
A+ energy class

2 Interior Halogen Lamps
Cavity Volume 73 L

Electrical connection rating
3650 W



STEAM ACCESSORY INCLUDED



Black Stainless Steel
KOTSSB 60600

TWELIX STANDARD OVEN BUILT-IN

DISTINCTIVE FEATURES

Twelix System
Multilevel
Pyro Cleaning function
Soft Closing Door

17 Professional functions:

6 Bakery
5 Pastry
6 Roasting

FUNCTIONS

• 11 Special Functions:

Twelix base
Eco forced air
Defrosting
Keep warm (65°C)
Dehydration (3)
Yoghurt prep (50°C)
Rising (40°C)
Slow cooking meat / fish

• 7 Traditional Functions:

Conventional
Fast Preheat
Forced Air
Grill
Convection Bake
Turbo Grill
Tweli Grill

CLEANING

Standard

ACCESSORIES

Temperature Probe
1 Grid
2 Baking Trays

1 Deep Tray
Dehydration rack
2 Telescopic guides

AESTHETICS

LCD display, 2 knobs

PrintShield - Easy to Clean

A+ energy class

2 Interior Halogen Lamps
Cavity Volume 73 L

Electrical connection rating
3650 W





KitchenAid Stainless Steel
KOLSP 60602

Black Stainless Steel
KOLSPB 60602

MULTIFUNCTION PYROLITIC OVEN BUILT-IN

DISTINCTIVE FEATURES

Multilevel
Pyro Cleaning function
Soft Closing Door

17 Professional functions:

6 Bakery
5 Pastry
6 Roasting

FUNCTIONS

• 7 Special Functions:

Eco forced air
Defrosting
Keep warm (65°C)
Yoghurt prep (50°C)
Rising (40°C)
Slow cooking meat / fish

• 6 Traditional Functions:

Conventional
Fast Preheat
Forced Air
Grill
Convection Bake
Turbo Grill

CLEANING

Pyrolytic

ACCESSORIES

Temperature Probe	1 Deep Tray
2 Grids	Turnspit
2 Baking Trays	1 Telescopic guide

AESTHETICS

LCD display, 2 knobs	PrintShield - Easy to Clean
----------------------	-----------------------------

A+ energy class

2 Interior Halogen Lamps
Cavity Volume 73 L

Electrical connection rating
3650 W



KitchenAid Stainless Steel
KOHSP 60604

Black Stainless Steel
KOHSPB 60604

MULTIFUNCTION PYROLITIC OVEN BUILT-IN

DISTINCTIVE FEATURES

Multilevel
Pyro Cleaning function
Soft Closing Door

FUNCTIONS

• 7 Special Functions:

Eco forced air
Defrosting
Keep warm (65°C)
Yoghurt prep (50°C)
Rising (40°C)
Slow cooking meat / fish

• 8 Traditional Functions:

Conventional
Fast Preheat
Forced Air
Grill
Convection Bake
Turbo Grill
Bread
Pizza

CLEANING

Pyrolytic

ACCESSORIES

Temperature Probe	1 Deep Tray
2 Grids	1 Telescopic guide
2 Baking Trays	

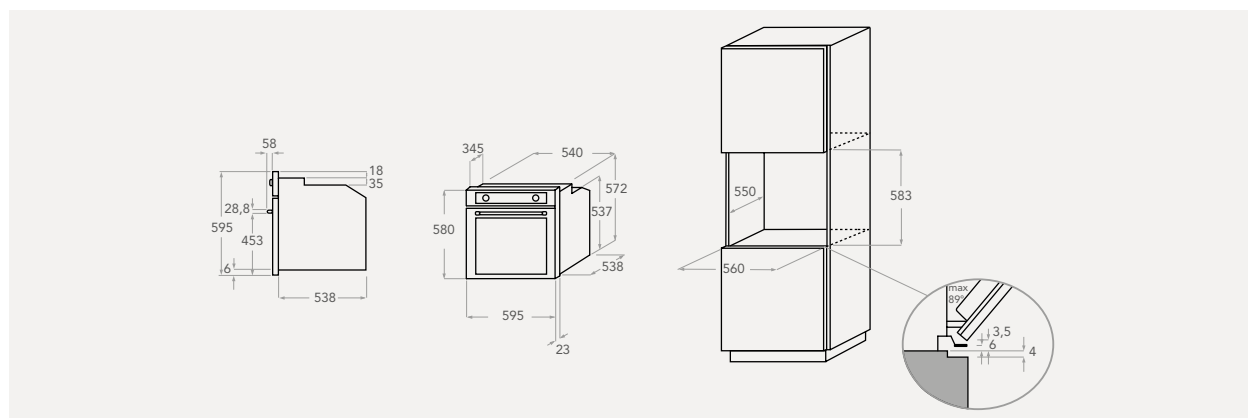
AESTHETICS

Digital display, 2 knobs	PrintShield - Easy to Clean
--------------------------	-----------------------------

A+ energy class

2 Interior Halogen Lamps
Cavity Volume 73 L

Electrical connection rating
3650 W





KitchenAid Stainless Steel
KOLSS 60602

Black Stainless Steel
KOLSSB 60602



Black Stainless Steel
KOHSSB 60604

MULTIFUNCTION STANDARD OVEN BUILT-IN

DISTINCTIVE FEATURES
Multilevel
Standard Cleaning function
Soft Closing Door

17 Professional functions:

6 Bakery
5 Pastry
6 Roasting

FUNCTIONS

• 7 Special Functions:

Eco forced air
Defrosting
Keep warm (65°C)
Yoghurt prep (50°C)
Rising (40°C)
Slow cooking meat / fish

• 6 Traditional Functions:

Conventional
Fast Preheat
Forced Air
Grill
Convection Bake
Turbo Grill

CLEANING

Standard

ACCESSORIES

Temperature Probe
2 Grids
2 Baking Trays
1 Deep Tray
1 Telescopic guide

AESTHETICS

LCD display, 2 knobs
PrintShield - Easy to Clean

A+ energy class
2 Interior Halogen Lamps
Cavity Volume 73 L
Electrical connection rating
3650 W

MULTIFUNCTION STANDARD OVEN BUILT-IN

DISTINCTIVE FEATURES
Multilevel
Standard Cleaning function
Soft Closing Door

FUNCTIONS

• 7 Special Functions:

Eco forced air
Defrosting
Keep warm (65°C)
Yoghurt prep (50°C)
Rising (40°C)
Slow cooking meat / fish

• 8 Traditional Functions:

Conventional
Fast Preheat
Forced Air
Grill
Convection Bake
Turbo Grill
Bread
Pizza

CLEANING

Standard

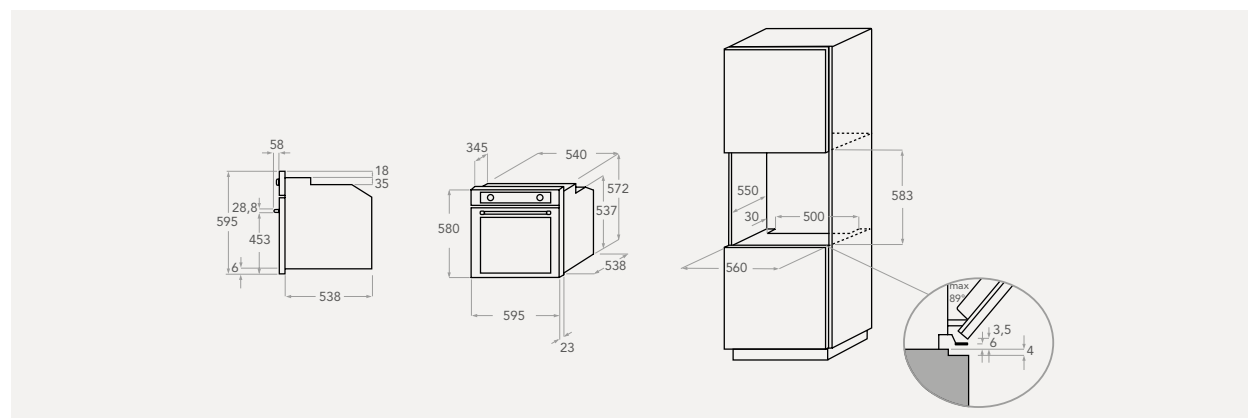
ACCESSORIES

Temperature Probe
2 Grids
2 Baking Trays
1 Deep Tray
1 Telescopic guides

AESTHETICS

Digital display, 2 knobs
PrintShield - Easy to Clean

A+ energy class
2 Interior Halogen Lamps
Cavity Volume 73 L
Electrical connection rating
3650 W





KitchenAid Stainless Steel
KOHSP 60602

MULTIFUNCTION PYROLITIC OVEN BUILT-IN

DISTINCTIVE FEATURES

Multilevel
Pyro Cleaning function
Mono Soft closing

FUNCTIONS

• 7 Special Functions:

Eco forced air
Defrosting
Keep warm (65°C)
Yoghurt prep (50°C)
Rising (40°C)
Slow cooking meat / fish

• 8 Traditional Functions:

Conventional
Fast Preheat
Forced Air
Grill
Convection Bake
Turbo Grill
Bread
Pizza

CLEANING

Pyrolytic

ACCESSORIES

1 Grid
1 Baking Tray

1 Deep Tray
Sliding shelves

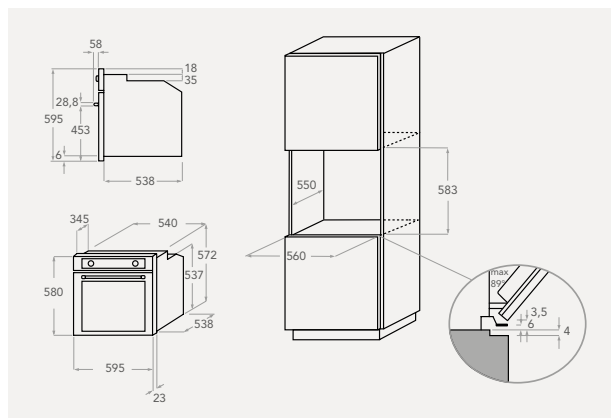
AESTHETICS

Digital display, 2 knobs
PrintShield - Easy to Clean

A+ energy class

1 Interior Halogen Lamp
Cavity Volume 73 L

Electrical connection rating
3650 W



KitchenAid Stainless Steel
KOHSS 60602

MULTIFUNCTION STANDARD OVEN BUILT-IN

DISTINCTIVE FEATURES

Multilevel
Standard Cleaning function
Mono Soft closing

FUNCTIONS

• 7 Special Functions:

Eco forced air
Defrosting
Keep warm (65°C)
Yoghurt prep (50°C)
Rising (40°C)
Slow cooking meat / fish

• 8 Traditional Functions:

Conventional
Fast Preheat
Forced Air
Grill
Convection Bake
Turbo Grill
Bread
Pizza

CLEANING

Standard

ACCESSORIES

1 Grid
1 Baking Tray

1 Deep Tray
Sliding shelves

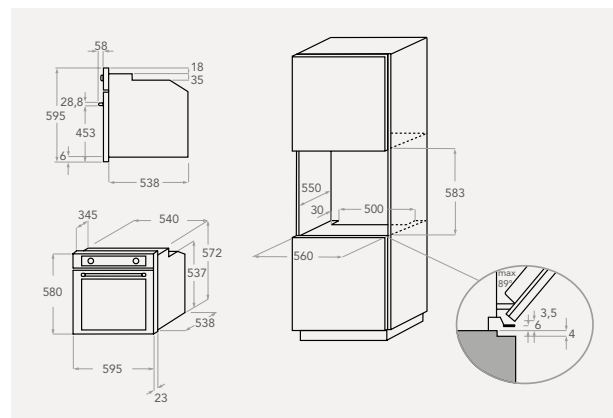
AESTHETICS

Digital display, 2 knobs
PrintShield - Easy to Clean

A+ energy class

1 Interior Halogen Lamp
Cavity Volume 73 L

Electrical connection rating
3650 W





KitchenAid Stainless Steel
KOFCS 60900

90 CM OVEN BUILT-IN

DISTINCTIVE FEATURES

Soft Closing Door
Multifunction

FUNCTIONS

• **1 Special Function:**
Defrosting

• 6 Traditional Functions:

Conventional
Bottom + fan
Forced Air
Grill
Convection Bake
Turbo Grill

CLEANING

Standard

ACCESSORIES

2 Grids
1 Deep tray
Turnspit

AESTHETICS

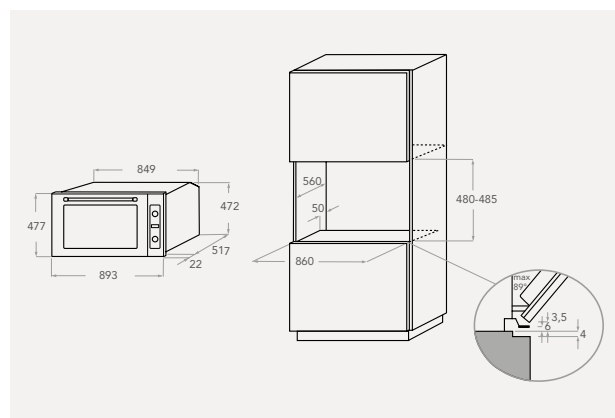
Digital display, 2 knobs
PrintShield - Easy to Clean

A energy class

1 Interior Halogen Lamp
Cavity Volume 89 L

Electrical connection rating

2900 W



KitchenAid Stainless Steel
KOGSS 60600

MULTIFUNCTION STANDARD OVEN BUILT-IN

DISTINCTIVE FEATURES

Soft Closing Door
Multilevel

FUNCTIONS

• **2 Special Function:**
Eco forced air
Rising (40°C)

• 8 Traditional Functions:

Conventional
Fast Preheat
Forced Air
Grill
Convection Bake
Turbo Grill
Bread
Pizza

CLEANING

Standard

ACCESSORIES

Telescopic guides
1 Deep Tray
1 Baking Tray
1 Grid

AESTHETICS

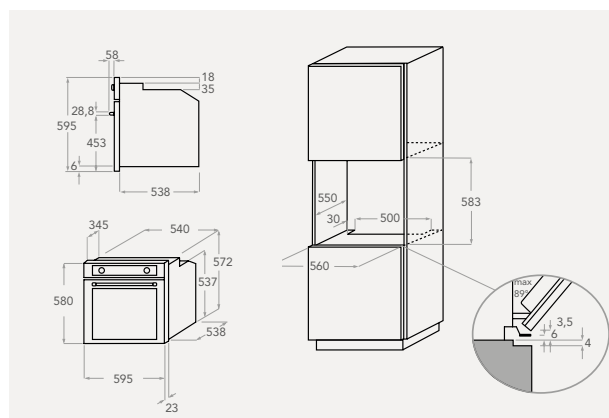
3 knobs
PrintShield - Easy to Clean

A+ energy class

1 Interior Halogen Lamp
Cavity Volume 73 L

Electrical connection rating

3650 W





KitchenAid Stainless Steel
KOCCK 45600



Black Stainless Steel
KOCCKB 45600

SPEED OVEN BUILT-IN

DISTINCTIVE FEATURES

Dynamic Sensor

Microwave Jet Start

Key Lock

18 Professional functions:

6 Bakery

(traditional bread, malt bread, thick crust pizza, thin crust pizza, quiche, baguette)

5 Pastry

(choux pastry, croissant, sponge cake, plum cake, shortcrust pastry)

7 Roasting

(veal, pork, roast beef rare, roast beef medium, roast chicken, leg of lamb, manual)

2 Special functions:

Keep warm function

Rising

FUNCTIONS

• **3 Automatic functions:**

Reheat

Rapid Defrost

Slow cooking meat / fish

• **6 Traditional functions:**

Rapid Reheat

Conventional

Forced Air

Grill

Turbo grill + MWO

Grill + MWO

ACCESSORIES

Plate cover

Baking grid

Glass tray

Baking tray

Temperature Probe

AESTHETICS

Sealed triple-glazed glass cool door

LCD display

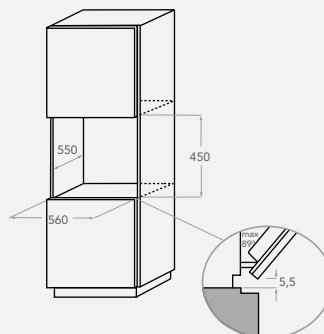
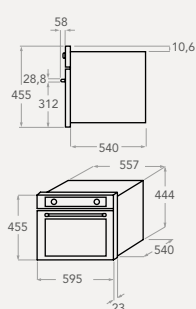
PrintShield - Easy to Clean

A+ energy class

Interior Light

Cavity Capacity 40 L

Electrical connection rating 2800 W

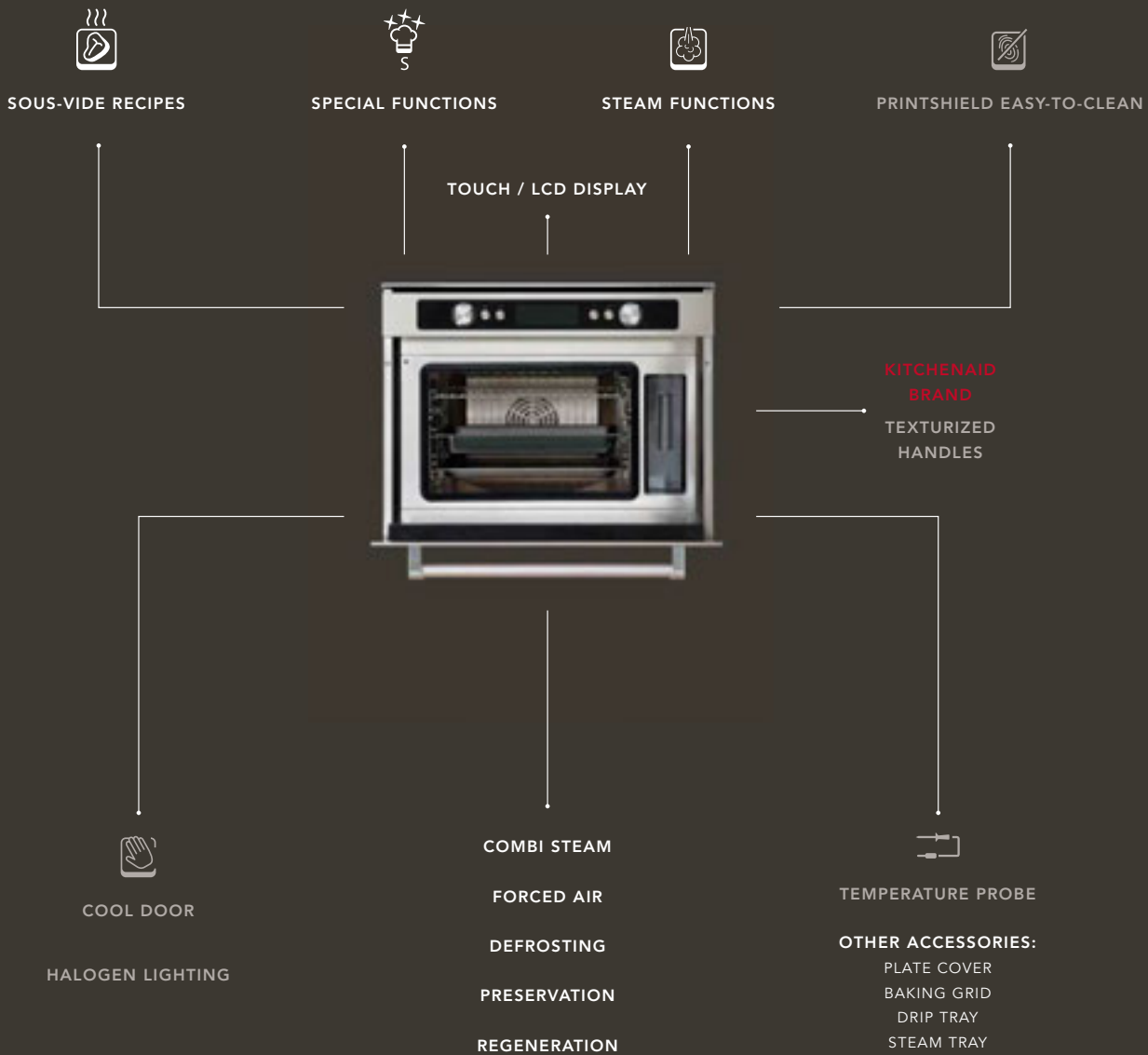


STEAM OVENS

Pure authentic flavour

*With steam cooking, nutrients and flavour are magically preserved
and ingredients take on a melt-in-the-mouth succulence.*





Steaming

*A journey of discovery
to extraordinary
natural flavours*





FAN-FORCED AIR FOR FOOD
THAT IS BROWNED ON THE OUTSIDE
AND TENDER ON THE INSIDE

4 LEVELS OF STEAM INJECTION

PURE STEAM

Steam cooking is the perfect way to cook healthy, light cuisine. Just choose your ingredients and place them in the specially designed steam tray. The steam evenly cooks food at less than 100°C to maintain vitamins, minerals and nutritional values. Meat, fish and vegetables all keep their original colours and textures.

COMBI STEAM

Thanks to a fan inside the back of the oven, your KitchenAid combi steam oven can also combine steam and fan-forced air to cook delicious dishes that are impeccably browned on the outside and beautifully succulent and tender on the inside.

Plus, with four levels of steam injection, you are always completely in control.



KITCHENAID RECIPE-ASSIST

This smart function features a menu of preprogrammed recipes displayed at the touch of a button. Pure steam ovens offer 31 recipes, while combi steam ovens have 70 to choose from.



More Accessories:



TEMPERATURE PROBE



KitchenAid Stainless Steel
KOQCX 45600

Black Stainless Steel
KOQCXB 45600



KitchenAid Stainless Steel
KOSCX 45600

COMPACT COMBI OVEN BUILT-IN

DISTINCTIVE FEATURES

Multilevel Cooking
Key Lock
10 sous-vide cooking

functions:

Whole meat
Meat - slices
Poultry
Fish
Mollusc

Shellfish
Vegetables
Fruits
Sweet
Savoury cream
2 sous-vide regeneration
functions:
Frozen food
Refrigerated food

FUNCTIONS

• 4 Special functions:

Dough proving
Yoghurt prep (40°C)
Preservation
Assisted Cooking

• 5 Traditional functions:

Forced Air
Forced Air + Steam
Steam
Reheat
Steam defrost

CLEANING AND MAINTAINANCE

Descale, Sanitisation, Steam Cleaning, Drain

ACCESSORIES

Temperature probe
Sponge

1 Grid
1 Steam Tray
Drip tray

AESTHETICS

LCD display

PrintShield - Easy to Clean

Cavity Capacity 34 L
Interior Halogen Light

Electrical Connection rating
1450 W



PURE STEAM OVEN BUILT-IN

DISTINCTIVE FEATURES

Multilevel Cooking
Key Lock
10 sous-vide cooking

functions:

Whole meat
Meat - slices
Poultry
Fish
Mollusc

Shellfish
Vegetables
Fruits
Sweet
Savoury cream
2 sous-vide regeneration
functions:
Frozen food
Refrigerated food

FUNCTIONS

• 4 Special functions:

Dough proving
Yoghurt prep (40°C)
Preservation
Assisted Cooking

• 3 Traditional functions:

Steam
Reheat
Steam defrost

CLEANING AND MAINTAINANCE

Descale, Sanitisation, Steam Cleaning, Drain

ACCESSORIES

Temperature probe
Sponge

1 Grid
1 Steam Tray
Drip tray

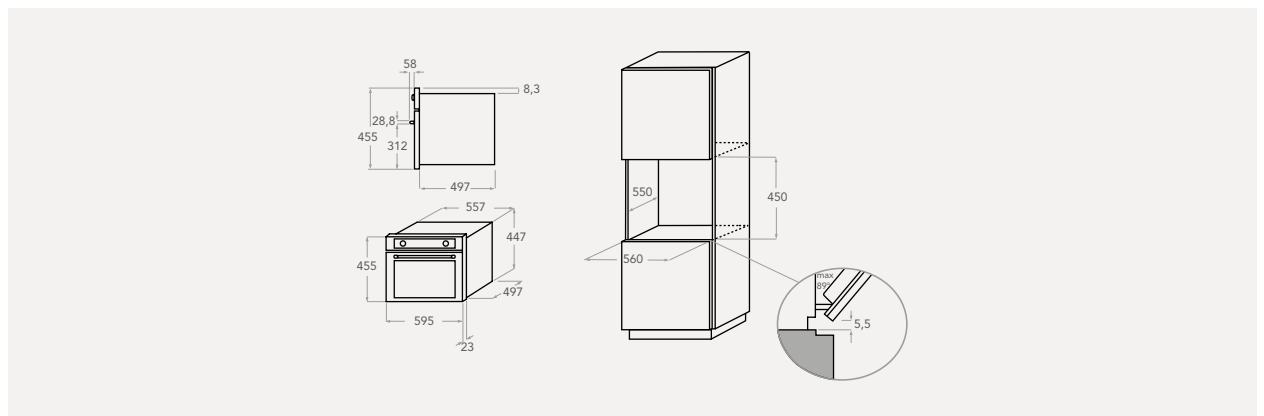
AESTHETICS

LCD display

PrintShield - Easy to Clean

Cavity Capacity 34 L
Interior Halogen Light

Electrical Connection rating
1450 W

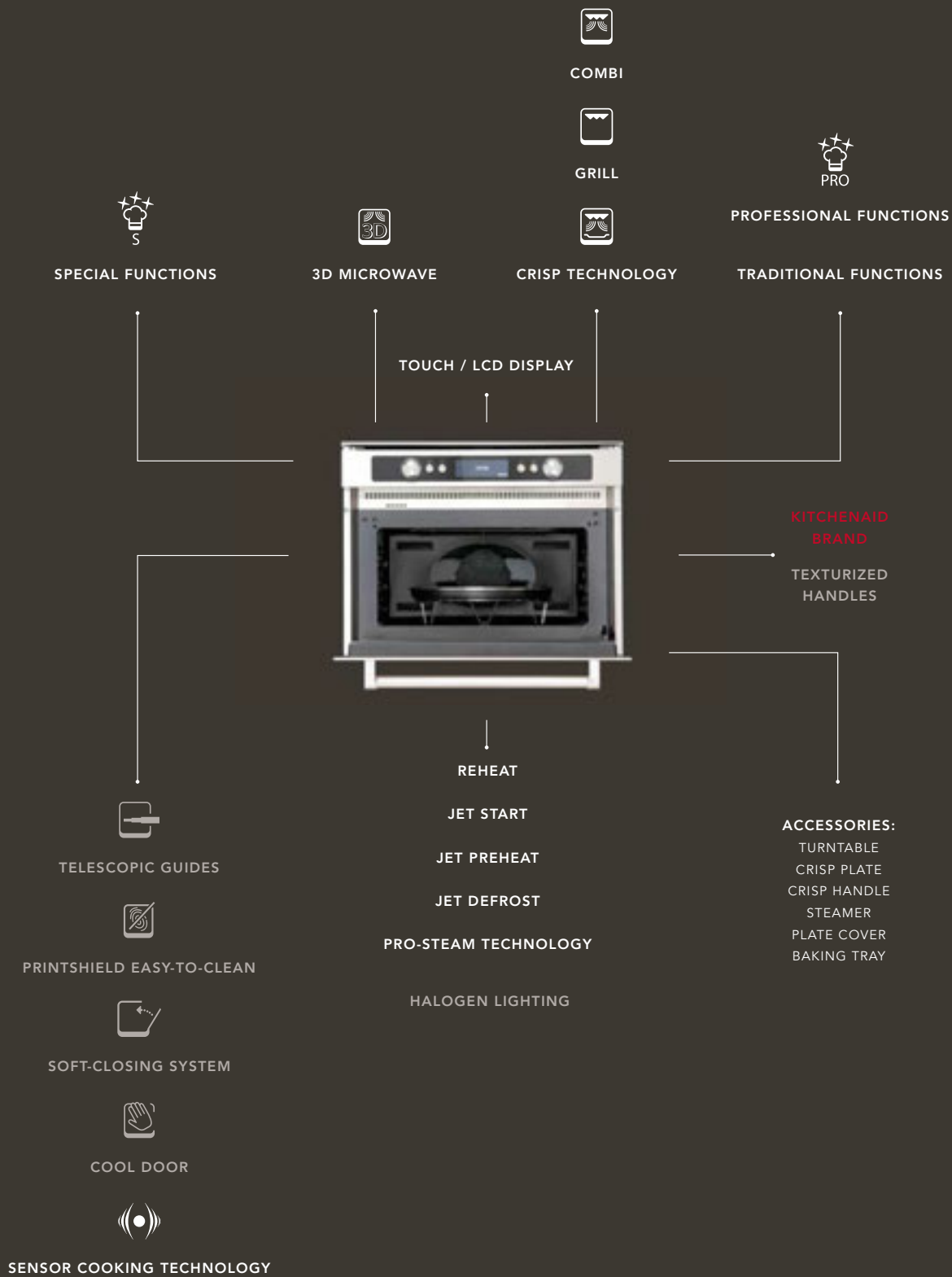


MICROWAVES

On your wavelength

KitchenAid microwave ovens offer the perfect blend of modern technology and traditional cooking, allowing you to create, experiment and achieve excellent results.





3D microwave cooking

*Innovative technology,
advanced performance*




Professional functions

KitchenAid microwave ovens are designed to meet the highest technological standards and satisfy your inner passionate gourmet. They combine modern microwave technology with traditional cooking, giving you the freedom to experiment more, create more and make the most of every cuisine.

Professional-standard KitchenAid microwave ovens are equipped with a generous 40 cm

rotating dish and feature up to seven Special Functions (including Crisp, Jet Defrost and Jet Start 30") and six Traditional Functions (including Forced Air and Grill).

As always, KitchenAid unrivalled quality is reflected in intelligent functions, energy-efficient cooking, easy-to-clean stainless steel surfaces and solid, durable professional design.



3D SYSTEM

KitchenAid uses an advanced and patented microwave distribution system that combines dual microwave emission with reflection.

The complex microwave pattern saturates the cavity with microwave energy to fill the entire. The result is perfect, even and fast cooking every time.



SENSOR COOKING

Microwave cooking has never been so intuitive. This unique technology makes microwave cooking even easier. Just select the food type on the Sensor Cooking menu and the smart sensors will do the rest, automatically adjusting the duration and power according to the moisture content and temperature of the food. KitchenAid technology will guide you through the cooking process from start to finish.



PROSTEAM TECHNOLOGY

By using the special steam accessory in combination with the lower emitter, you can heat just the water in the accessory to create steam that cooks your food without using any microwaves. This special steam function offers a wide range of opportunities to cook healthily and naturally with your microwave oven.



COMBI

A quick and easy method that lets you cook any type of dish to the high standards of a top chef.



GRILL

The fast, even cooking ensured by the grill function means you can bake wonderfully golden brown sweet and savoury pies.



CRISP TECHNOLOGY

The exclusive Crisp Technology enables you to cook just like in a conventional oven or on a hob but 75% quicker thanks to the combination of three heating sources: microwaves, the special patented Crisp plate and the oven grill.

Microwaves rapidly heat up the special Crisp plate to 210°C in just two minutes, while the grill browns your food without ever burning or undercooking. Tasty treats like focaccia, shrimps and even French fries are always crisp and perfectly cooked.



More Accessories:



STEAMER

Combi microwaves only



CRISP PLATE

Only when Crisp function available



2 GRIDS

All models



KitchenAid Stainless Steel
KMQCX 45600



Black Stainless Steel
KMQCXB 45600

COMBI MICROWAVE OVEN BUILT-IN

DISTINCTIVE FEATURES

3D Microwave
Dynamic Sensor
Key lock
8 Special Functions:
Crisp Function
Sensor cooking (Reheat, Crisp, Steam)
Automatic functions
Steam Cooking
Warm keeping
Grill
Turbo grill
Grill + MWO

ACCESSORIES

Turntable
Grill grid
Forced air grid
Crisp plate
Crisp handle
Steamer
Plate cover
Baking tray

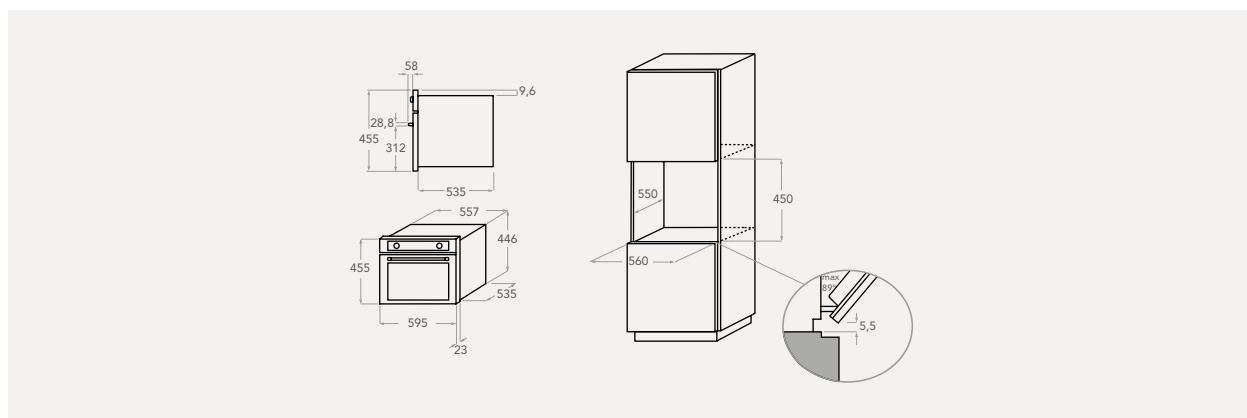
FUNCTIONS

• **4 Traditional Functions:**
Reheat
Jet start
Jet preheat
Jet defrost

AESTHETICS

LCD display
PrintShield - Easy to Clean

Interior light
Cavity Capacity 40 L
Connection Rating 2800 W





KitchenAid Stainless Steel
KMQCX 38600

COMBI MIDI MICROWAVE OVEN BUILT-IN

DISTINCTIVE FEATURES

3D Microwave
Key lock
Crisp function
5 Special Functions:
Automatic functions (Reheat, Cook, Crisp)
Grill
Grill + MWO
Forced Air

FUNCTIONS

• **4 Traditional Functions:**
Reheat
Jet start
Jet preheat
Jet defrost

ACCESSORIES

Turntable
Grill grid
Forced air grid
Crisp plate
Crisp handle
Plate cover

AESTHETICS

Digital display
PrintShield - Easy to Clean

Interior light
Cavity Capacity 31 L
Connection Rating 2300 W



KitchenAid Stainless Steel
KMMXX 38600

MICROWAVE OVEN 38 CM BUILT-IN

DISTINCTIVE FEATURES

3D Microwave
Dynamic Sensor
Key lock
3 Special Functions:
Sensor cooking (Reheat, Steam)
Steam Cooking
Grill

FUNCTIONS

• **3 Traditional Functions:**
Reheat
Jet start
Jet defrost

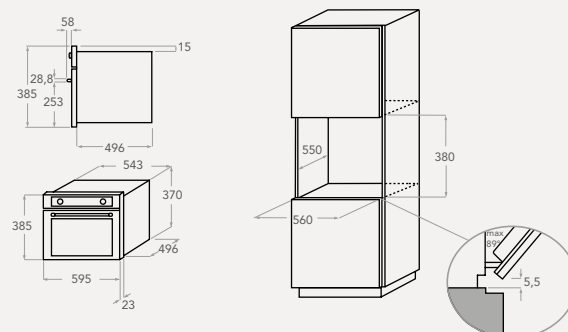
ACCESSORIES

Turntable
Plate cover

AESTHETICS

Digital display
PrintShield - Easy to Clean

Interior light
Cavity Capacity 40 L
Connection Rating 2800 W



	TWELIX ARTISAN PYROLITIC OVEN KOASP 60602 KOASPB 60600	TWELIX PYROLITIC OVEN KOTSP 60602 KOTSPB 60600	TWELIX ARTISAN STANDARD OVEN KOASSB 60600
PROFESSIONAL FUNCTIONS			
Steam functions (food type (4), custom steam, pure steam)	○	-	○
Bakery (traditional bread, malt bread, high pizza, thin pizza, salty cake, baguette)	○	○	○
Pastry (pate a choux, croissant, sponge cake, plum cake, short pastry)	○	○	○
Roasting (veal pork, roast beef rare, roast beef medium, roast chicken, roast turkey)	-	○	-
TECHNICAL INFORMATION			
Energy Class	A+	A+	A+
Voltage (V)	220-240 / 50-60	220-240 / 50-60	220-240 / 50-60
Temperature range (°C)	30 - 250	30 - 250	30 - 250
Key lock	○	○	○
Door Glasses / Cold door	4 / ○	4 / ○	3 / -
Cavity Volume (L)	73	73	73
Power of ring element (W)	2300	2300	2300
Grill power (W)	2450	2450	2450
Product Size HxWxD (mm)	595 x 595 x 564	595 x 595 x 564	595 x 595 x 564
Niche Size HxWxD (mm)	583 x 560 x 550	583 x 560 x 550	583 x 560 x 550
Packed Size HxWxD (mm)	690 x 630 x 650	690 x 630 x 650	690 x 630 x 650
Net Weight / Gross Weight (kg)	53,4 / 56,4	40,9 / 42,9	53,4 / 56,4
Electrical connection rating (W)	3650	3650	3650

	TWELIX STANDARD OVEN KOTSSB 60600	MULTIFUNCTION PYROLITIC OVEN KOLSP 60602 KOLSPB 60602	MULTIFUNCTION PYROLITIC OVEN KOHSP 60604 KOHSPB 60604
PROFESSIONAL FUNCTIONS			
Steam functions (food type (4), custom steam, pure steam)	-	-	-
Bakery (traditional bread, malt bread, high pizza, thin pizza, salty cake, baguette)	○	○	-
Pastry (pate a choux, croissant, sponge cake, plum cake, short pastry)	○	○	-
Roasting (veal pork, roast beef rare, roast beef medium, roast chicken, roast turkey)	○	○	-
TECHNICAL INFORMATION			
Energy Class	A+	A+	A+
Voltage (V)	220-240 / 50-60	220-240 / 50-60	220-240 / 50-60
Temperature range (°C)	30 - 250	30 - 250	30 - 250
Key lock	○	○	○
Door Glasses / Cold door	3 / -	4 / ○	4 / ○
Cavity Volume (L)	73	73	73
Power of ring element (W)	2300	2300	2000
Grill power (W)	2450	2450	2450
Product Size HxWxD (mm)	595 x 595 x 564	595 x 595 x 564	595 x 595 x 564
Niche Size HxWxD (mm)	583 x 560 x 550	583 x 560 x 550	583 x 560 x 550
Packed Size HxWxD (mm)	690 x 630 x 650	690 x 630 x 650	690 x 630 x 650
Net Weight / Gross Weight (kg)	37,4 / 39,4	40,9 / 42,9	40,9 / 42,9
Electrical connection rating (W)	3650	3650	3650

MULTIFUNCTION STANDARD OVEN KOLSS 60602 / KOLSSB 60602	MULTIFUNCTION STANDARD OVEN KOHSSB 60604	MULTIFUNCTION PYROLITIC OVEN KOHSP 60602
-	-	-
○	-	-
○	-	-
○	-	-
A+	A+	A+
220-240 / 50-60	220-240 / 50-60	220-240 / 50-60
30 - 250	30 - 250	30 - 250
○	○	○
3 / -	3 / -	4 / ○
73	73	73
2300	2000	2000
2450	2450	2450
595 x 595 x 564	595 x 595 x 564	595 x 595 x 564
583 x 560 x 550	583 x 560 x 550	583 x 560 x 550
690 x 630 x 650	690 x 630 x 650	690 x 630 x 650
37,4 / 39,4	40,9 / 42,9	40,9 / 42,9
3650	3650	3650

MULTIFUNCTION STANDARD OVEN KOHSS 60602	90 CM OVEN KOFCS 60900	MULTIFUNCTION STANDARD OVEN KOGSS 60600
-	-	-
-	-	-
-	-	-
-	-	-
A+	A	A+
220-240 / 50-60	220-240 / 50-60	220-240 / 50-60
30 - 250	50 - 250	30 - 250
○	○	○
3 / -	2 / -	3 / -
73	89	73
2000	-	2000
2450	2850	2450
595 x 595 x 564	477 x 893 x 538	595 x 595 x 564
583 x 560 x 550	478 x 860 x 550	583 x 560 x 550
690 x 630 x 650	560 x 980 x 650	690 x 630 x 650
38,5 / 39,4	43.2 / 46	38.5 / 39.4
3650	2900	3650

SPEED OVEN

KOCCXB 45600 / KOCCX 45600

TECHNICAL INFORMATION	
Voltage V	230
Frequency Hz	50
Cavity Capacity (L)	40
Plug	No - UK Plug Kit
Energy class	A+
Maximum microwave power W	850
Number of power levels	7
Grill power W	1600
FA power W	1200
Type of grill	Heating element
Connection rating W	2800
Product Size HxWxD mm	455 x 595 x 560
Cavity Size HxWxD mm	210 x 450 x 420
Packed Size HxWxD mm	560 x 707 x 707
Gross Weight kg	37
Net Weight kg	35

COMPACT COMBI OVEN

KOQCXB 45600

KOQCX 45600

PURE STEAM OVEN

KOSCX 45600

TECHNICAL INFORMATION		
Temperature Range	40°C - 230°C	40°C - 100°C
Voltage V	230	230
Frequency Hz	50	50
Cavity Capacity (L)	34	34
ECO Mode	○	○
Delay timer	○	○
Water container	○ - 2L	○ - 2L
Cavity Size HxWxD mm	236 x 372 x 390	236 x 372 x 390
Max Niche Size HxWxD mm	460 x 556 x 550	460 x 556 x 550
Min Niche Size HxWxD mm	460 x 568 x 550	460 x 568 x 550
Product Size HxW mm	455 x 595 x 560	455 x 595 x 560
Packed Size HxWxD mm	585 x 668 x 688	585 x 668 x 688
Gross Weight kg	34	34
Net Weight kg	31	31
Connection rating W	1450	1450
FA power W	1400	-

	COMBI MICROWAVE OVEN KMQCXB 45600 KMQCX 45600	COMBI MIDI MICROWAVE OVEN KMQCX 38600	MICROWAVE OVEN 38 CM KMMXX 38600
AESTHETICS			
Cavity material	Stainless Steel	Stainless Steel	Stainless Steel
Display Style	2 Knobs, LCD	2 Knobs, Intuitive Display	2 Knobs, Intuitive Display
Colour & Finishing	KitchenAid Stainless Steel	KitchenAid Stainless Steel	KitchenAid Stainless Steel
TECHNICAL INFORMATION			
Voltage V	230	230	230
Frequency Hz	50	50	50
Capacity Volume L	40	31	31
Plug	No - UK Plug Kit	No - UK Plug Kit	No - UK Plug Kit
Interior light	Yes	Yes	Yes
Maximum microwave power W	900	1000	1000
Number of power levels	7	7	7
Grill power W	1600	800	-
FA power W	1200	1200	-
Type of grill	Heating element	Quartz grill	-
Connection rating W	2800	2300	1800
Product Size HxWxD mm	455 x 595 x 560	385 x 595 x 514	385 x 595 x 514
Cavity Size HxWxD mm	210 x 450 x 420	200 x 405 x 380	200 x 405 x 380
Packed Size HxWxD mm	561 x 669 x 685	445 x 656 x 630	445 x 656 x 630
Net Weight kg	35	30	30
Gross Weight kg	37	32	32





HOBS

Where the magic begins

*From traditional gas to designer
induction, KitchenAid hobs
are equipped with a full range
of features that allow you
to bring your ideas to life.*



INDUCTION



GAS



DOMINO

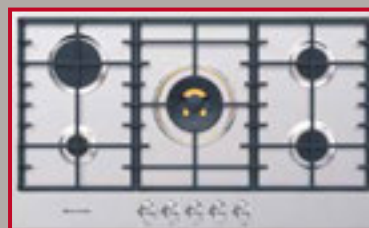
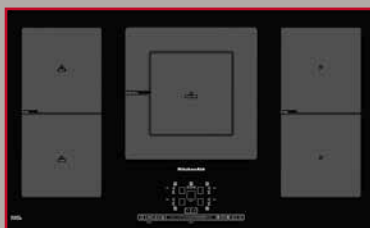
Space to be inspired

Whether you prefer a designer induction hob or a more traditional gas solution, KitchenAid hobs offer you incredible opportunities to express your creativity and perform like a professional chef in your own kitchen. Crafted from only the finest materials, our cutting-edge hobs balance performance with style.



IXELIUM*Gas on metal*

Our hobs are delivered with an iXelium finish, an innovative material that prevents food sticking to the surface while protecting it from stains, scratches and yellowing. Created for those who love design but dislike cleaning, a soft sponge and a gentle detergent is all that's needed to remove any dirt. The result is a cooking surface which will retain its beauty and finish over time.



STANDARD
INSTALLATION



FLUSH
INSTALLATION

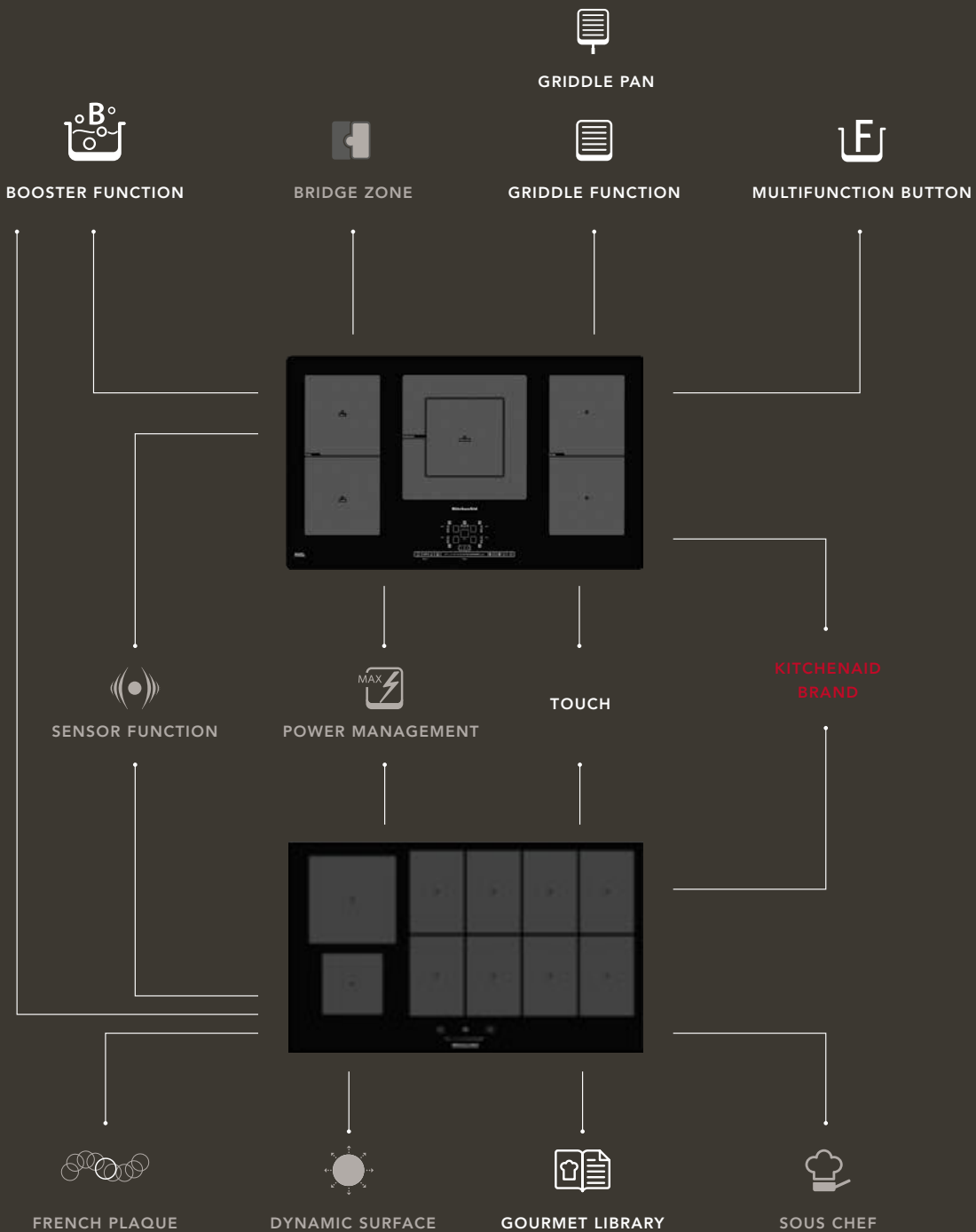
KitchenAid hobs can be installed perfectly flush with your worktop to create sleek design solutions that are completely in keeping with the style of your kitchen. If you prefer, your hob can have a low profile and be perfectly matched to suit any material or workspace.

INDUCTION HOBS

Ignite curiosity with new flavour

Discover induction cooking, an extra-special culinary experience that maximises those essential functions that make all the difference: precision temperature, exceptional space management, high efficiency and rapid heating.





Induction

*Precise, efficient and
extremely fast*



*KitchenAid induction hobs
are a perfect example of professional
technology and essential design*

*Extremely efficient, they use sophisticated electronic controls to precisely
adjust the heat so that your hob reaches any temperature you choose,
from low to 230°C, incredibly fast and always with perfect results.*

POWER MANAGEMENT

The special power management technology of your KitchenAid induction hob allows you to set the maximum power to suit your home's power supply.

• SENSOR FUNCTION

The sensor function speeds up the boiling process and can detect when a pan reaches boiling point. It lets you know with a discreet acoustic signal, then automatically adjusts the power to maintain the temperature and avoid any spillages.

• MULTIFUNCTION BUTTON

Dedicated melting and simmering settings give you the precision you need for delicate ingredients like butter, chocolate and fine sauces. A keep warm function maintains food at a constant low heat while you serve, look after other dishes or entertain your guests.

• BOOSTER FUNCTION

The booster function speeds up the boiling of water by increasing power to 3.7 kW (or even 5 kW in selected models) just until your pan reaches boiling point.

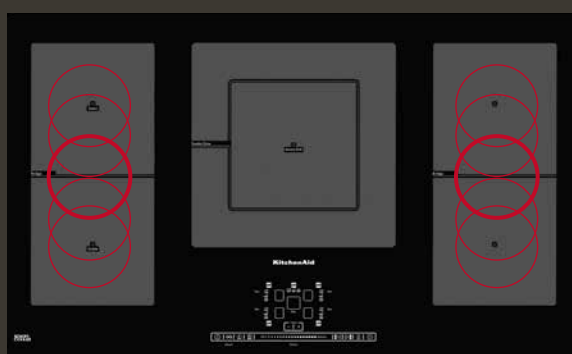


Free your passion

BRIDGE ZONE

This option allows you to link two adjoining zones, making it easier to manage large pots and pans. The zones are activated by a system that recognises when both areas are sufficiently covered by your saucepan.





BRIDGE ZONE

Both zones can be activated using the same amount of power as an individual zone.

GRIDDLE FUNCTION

Professional function

This function works with the griddle pan provided to ensure a constant, even temperature.

When placed on the hob, the griddle pan automatically preheats, and once it has reached the correct temperature a beep sounds. The hob automatically monitors the griddle temperature while you are cooking and adjusts the heat for perfect results.



WITH THE KITCHENAID GRIDDLE PAN YOU CAN USE YOUR INDUCTION HOB TO ENJOY THE UNIQUE FLAVOUR OF GRILLED FOOD.

INDUCTION HOB

The future is here

With our new generation of induction hobs, KitchenAid reinvents the hob-top cooking experience. Bringing together advanced performance, intuitive sensor technology and essential design, KitchenAid revolutionises the way you cook.

Behind the sleek, minimal look is a wealth of advanced technology and smart solutions, combined with a unique technology that protects the appliances for longer, giving you all the power and space you need to create outstanding dishes.

SPECIAL FUNCTIONS

- Boiling
- Simmering
- Keep Warm
- Melting
- Frying
- Grilling
- **Chef Control**
- **Moka**



SENSOR COOKING METHODS

- Boiling
- Simmering
- Keep Warm
- Melting
- Frying
- Grilling
- **Moka**



SOUS-CHEF

REVOLUTIONISING THE COOKING EXPERIENCE

Enjoy the invaluable support of a sous-chef, just like in professional kitchens. The Sous-Chef function provides feedback via a user interface and step-by-step guidance through a possible eight functions. Sensors detect pan temperature, adjust it to the selected programme and constantly adjust the power level to cook even the most delicate and most demanding dishes. Different power levels can be automatically selected and used simultaneously, offering an easy way to cook dishes at the same time.

DYNAMIC SURFACE

FOR A PROFESSIONAL COOKING EXPERIENCE

Dynamic Surface gives you space and freedom to express your culinary creativity as you cook across the entire cooking top. Pots and pans can be freely moved across the surface, and with the temperature evenly distributed, it offers an extremely efficient way of cooking.

DISPLAY

TOTAL CONTROL AT YOUR FINGERTIPS

Features two different types of display: symbols and text complete with a Gourmet Library function that guides you as you create mouth-watering dishes, and a slider for easy and direct control over each cooking zone. With 18+ boosters that ensure perfect heat management and a display screen that is clear and intuitive, you'll have all the ingredients at your fingertips to achieve outstanding results.

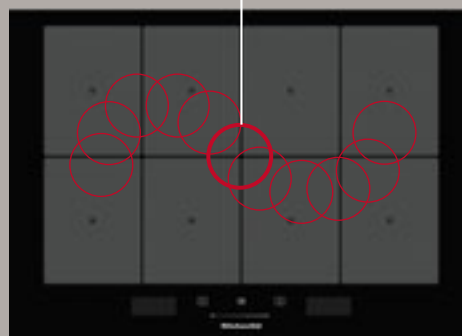


FRENCH PLAQUE

FLEXIBILITY AND PROFESSIONAL TECHNIQUE

Once French Plaque mode is activated, the entire cooking surface is operational and ready to use.

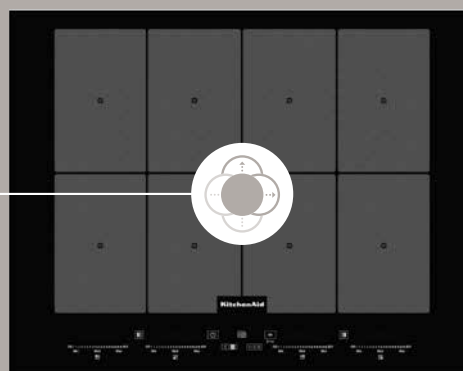
French Plaque divides the hob into three or four zones, and activates them simultaneously at a pre-set power level. Pans can be moved from one area to another without needing to interact with the user interface, so dishes can continue cooking at different temperatures for added flexibility.




BRIDGE ZONE


28% MORE SURFACE SPACE

The rear Bridge Zone provides 28% more space, giving you ample room to cook up delicious creations. The bridge option allows you to link two adjoining zones to easily manage pots and pans of all sizes and the zones heat up rapidly and evenly thanks to the booster. Sensors recognise when both areas are sufficiently covered by your saucepan.



Ventilated Hob
cooking system






PERIMETRAL
ASPIRATION
WITH CHARCOAL
OR PLASMA FILTERS

INTEGRATED
EXTRACTION
WITH 4-SPEED
SETTINGS

BRIDGE ZONE
4 BOOSTERS



DISCREET
space-saving design



Black Glass
KHID4 77510

77 CM INDUCTION HOB STANDARD INSTALLATION

DISTINCTIVE FEATURES

4 Induction Zones
1 Bridge zone
 Booster **3,4 kW**
 Power management
 Residual heat indicator
 Timer
 Key Lock

FUNCTIONS

Booster option

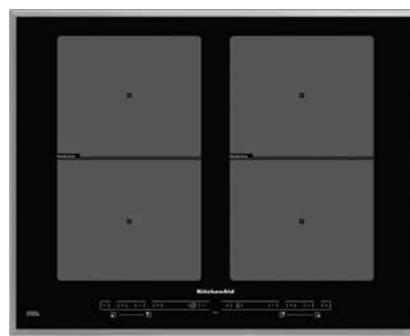
ACCESSORIES

-

AESTHETICS

Induction
 Touch

Total Power **7,2 kW**



Black Glass
KHID4 65510

65 CM INDUCTION HOB STANDARD INSTALLATION

DISTINCTIVE FEATURES

4 Induction Zones
2 Bridge zones
Dynamic Sensor
 Booster **2,4 kW**
 Power management
 Residual heat indicator
 Timer
 Key Lock

FUNCTIONS

Multifunction button (Simmering, Melting)
 Booster option

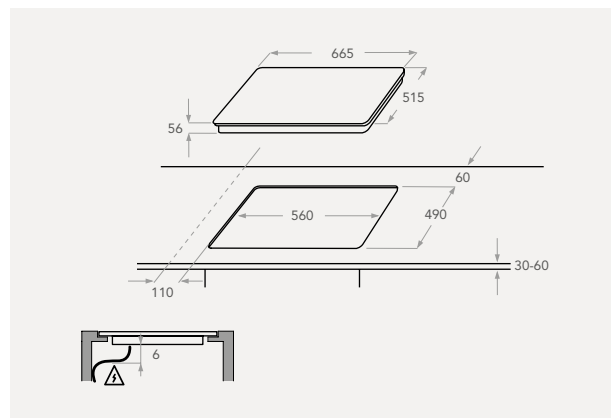
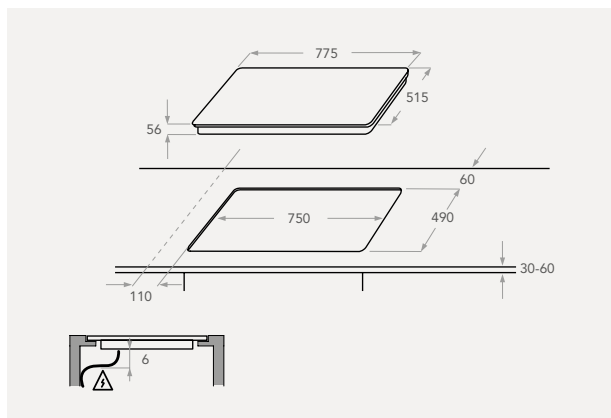
ACCESSORIES

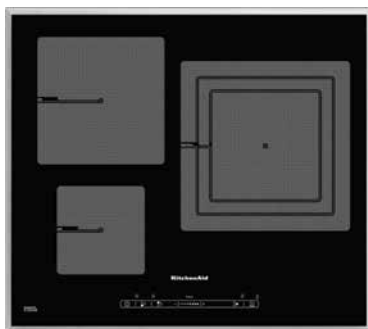
-

AESTHETICS

Induction
 Touch

Total Power **7,2 kW**





Black Glass
KHID3 65510

65 CM INDUCTION HOB STANDARD INSTALLATION

DISTINCTIVE FEATURES

3 Induction Zones

Dynamic Sensor

Booster **3,4 kW**

Power management

Residual heat indicator

Timer

Key Lock

FUNCTIONS

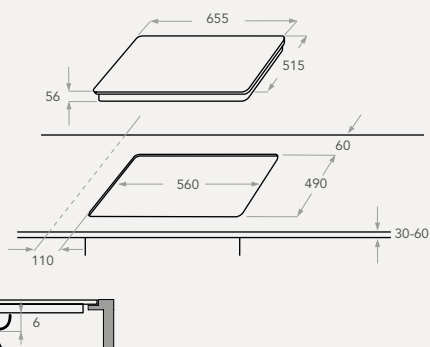
Booster option


AESTHETICS

Induction

Touch

Total Power **7 kW**





Available from September 2018

Black Glass iXelium
KHIAF 10900

90 CM INDUCTION HOB FLUSH INSTALLATION

DISTINCTIVE FEATURES

10 Induction Zones
10 Independent Zones
Gourmet Library
Dynamic Surface
Dynamic Sensor
French Plaque

Sous Chef
Booster **1,8 kW** each coil
Power management
Timer
Residual heat indicator
Key Lock

SOUS CHEF FUNCTIONS


Melting
Simmering
Keep Warm
Boiling
Moka
Griddle

AESTHETICS

Induction
Touch - Icons & Text

Total Power **7,4 kW**

Electrical Connection Rating (kW) 11



Available from September 2018

Black Glass iXelium
KHIAS 10900

90 CM INDUCTION HOB STANDARD INSTALLATION

DISTINCTIVE FEATURES

10 Induction Zones
10 Independent Zones
Gourmet Library
Dynamic Surface
Dynamic Sensor
French Plaque

Sous Chef
Booster **1,8 kW** each coil
Power management
Timer
Residual heat indicator
Key Lock

SOUS CHEF FUNCTIONS

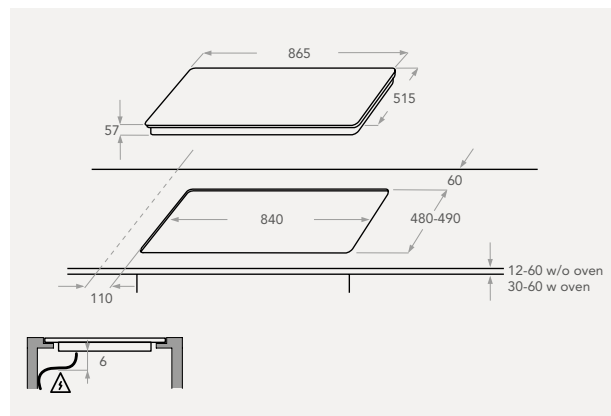
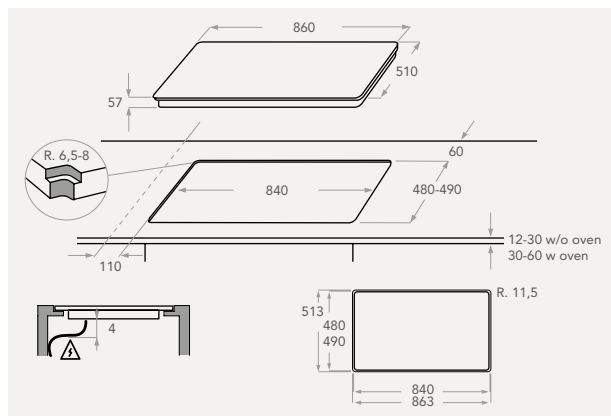
Melting
Simmering
Keep Warm
Boiling
Moka
Griddle

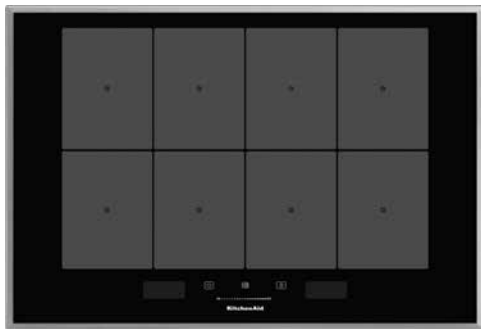
AESTHETICS

Induction
Touch - Icons & Text

Total Power **7,4 kW**

Electrical Connection Rating (kW) 11





Available from September 2018

Black Glass iXelium
KHIAF 87700

77 CM INDUCTION HOB FLUSH INSTALLATION

DISTINCTIVE FEATURES

8 Induction Zones

8 Independent Zones

Gourmet Library

Dynamic Surface

Dynamic Sensor

French Plaque

Sous Chef

Booster **1,8 kW** each coil

Power management

Timer

Residual heat indicator

Key Lock

SOUS CHEF FUNCTIONS

Melting

Simmering

Keep Warm

Boiling

Moka

Griddle

Pan Fry

Deep Frying

AESTHETICS

Induction

Touch - Icons & Text

Total Power **7,4 kW**

Electrical Connection Rating (kW) 7,4



Available from September 2018

Black Glass iXelium
KHIAS 87700

77 CM INDUCTION HOB STANDARD INSTALLATION

DISTINCTIVE FEATURES

8 Induction Zones

8 Independent Zones

Gourmet Library

Dynamic Surface

Dynamic Sensor

French Plaque

Sous Chef

Booster **1,8 kW** each coil

Power management

Timer

Residual heat indicator

Key Lock

SOUS CHEF FUNCTIONS

Melting

Simmering

Keep Warm

Boiling

Moka

Griddle

Pan Fry

Deep Frying

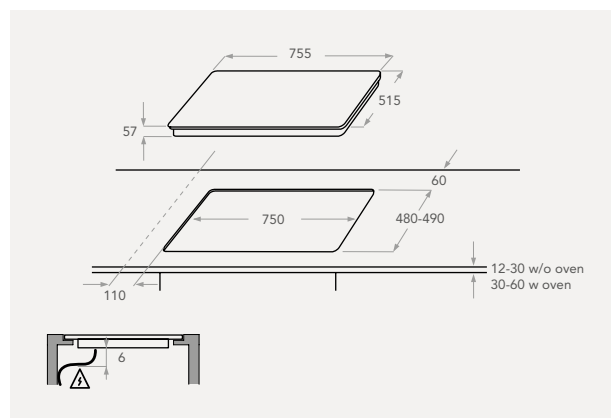
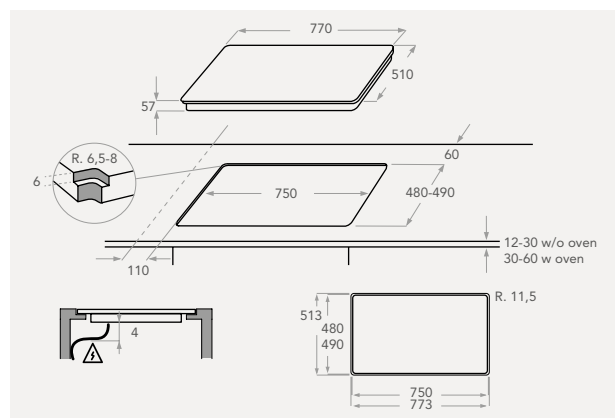
AESTHETICS

Induction

Touch - Icons & Text

Total Power **7,4 kW**

Electrical Connection Rating (kW) 7,4





Available from September 2018

Black Glass iXelium
KHIAF 86500

65 CM INDUCTION HOB FLUSH INSTALLATION

DISTINCTIVE FEATURES

8 Induction Zones
8 Independent Zones
Gourmet Library
Dynamic Surface
Dynamic Sensor
French Plaque

Sous Chef
Booster **1,8 kW** each coil
Power management
Timer
Residual heat indicator
Key Lock

SOUS CHEF FUNCTIONS

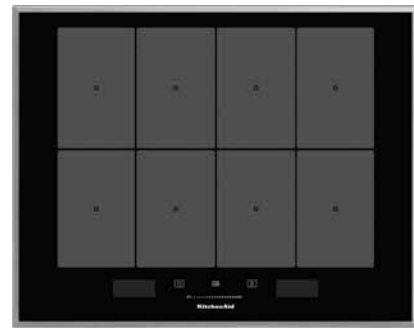
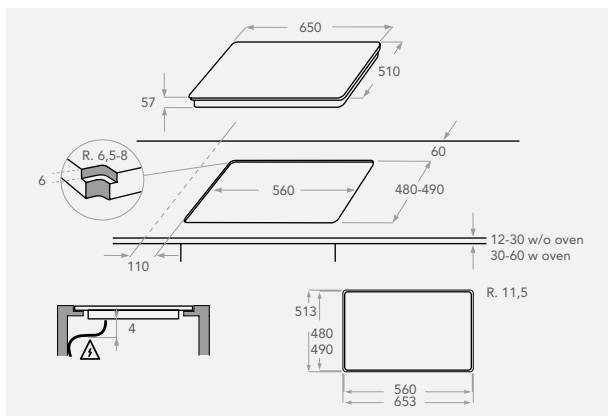
Melting
Simmering
Keep Warm
Boiling
Moka
Griddle
Pan Fry
Deep Frying

AESTHETICS

Induction
Touch - Slider

Total Power **7,4 kW**

Electrical Connection Rating (kW) 7,4



Available from September 2018

Black Glass iXelium
KHIAS 86500

65 CM INDUCTION HOB STANDARD INSTALLATION

DISTINCTIVE FEATURES

8 Induction Zones
8 Independent Zones
Gourmet Library
Dynamic Surface
Dynamic Sensor
French Plaque

Sous Chef
Booster **1,8 kW** each coil
Power management
Timer
Residual heat indicator
Key Lock

SOUS CHEF FUNCTIONS

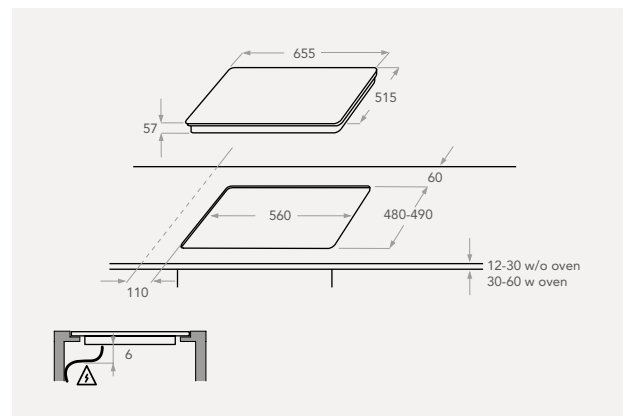
Melting
Simmering
Keep Warm
Boiling
Moka
Griddle
Pan Fry
Deep Frying


AESTHETICS

Induction
Touch - Slider

Total Power **7,4 kW**

Electrical Connection Rating (kW) 7,4





Available from September 2018

Black Glass iXelium
KHIMF 66500

65 CM INDUCTION HOB FLUSH INSTALLATION

DISTINCTIVE FEATURES

6 Induction Zones	Booster 3 kW
4 Independent Zones	Power management
Dynamic Surface	Timer
Dynamic Sensor	Residual heat indicator
French Plaque	Key Lock
Sous Chef	

SOUS CHEF FUNCTIONS


Melting
Simmering
Keep Warm
Boiling
Moka
Griddle
Pan Fry
Deep Frying

AESTHETICS

Induction
Touch - Slider

Total Power **7,4 kW**

Electrical Connection Rating (kW) 7,4



Available from September 2018

Black Glass iXelium
KHIMS 66500

65 CM INDUCTION HOB STANDARD INSTALLATION

DISTINCTIVE FEATURES

6 Induction Zones	Booster 3 kW
4 Independent Zones	Power management
Dynamic Surface	Timer
Dynamic Sensor	Residual heat indicator
French Plaque	Key Lock
Sous Chef	

SOUS CHEF FUNCTIONS

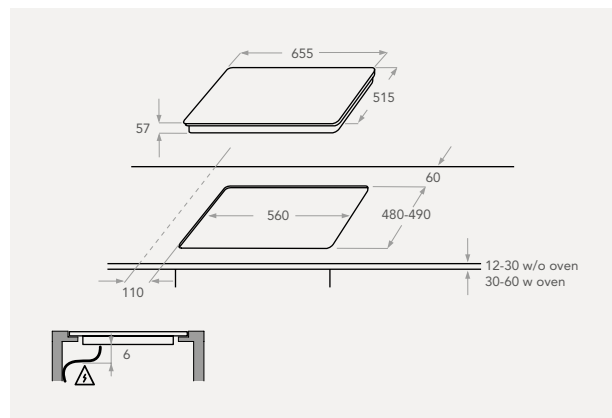
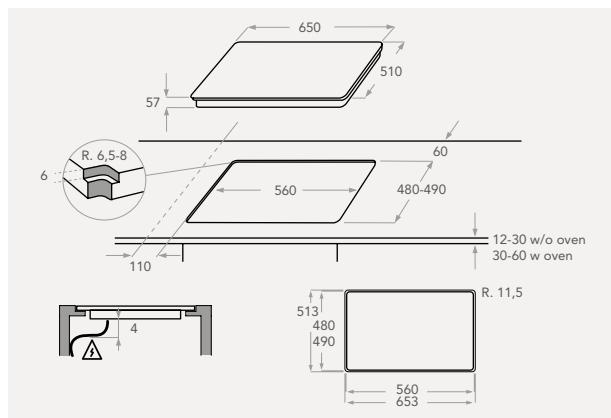
Melting
Simmering
Keep Warm
Boiling
Moka
Griddle
Pan Fry
Deep Frying

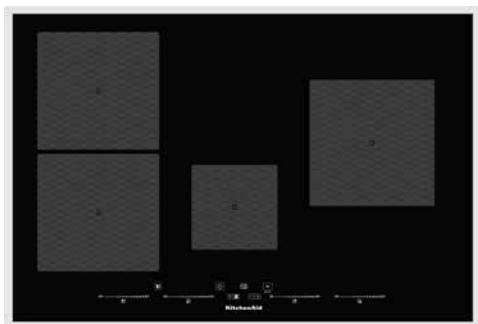
AESTHETICS

Induction
Touch - Slider

Total Power **7,4 kW**

Electrical Connection Rating (kW) 7,4





Available from September 2018

Black Glass iXelium
KHIMF 47700

77 CM INDUCTION HOB FLUSH INSTALLATION

DISTINCTIVE FEATURES

- | | |
|----------------------------|-------------------------|
| 4 Induction Zones | Booster 3 kW |
| 4 Independent Zones | Power management |
| Dynamic Surface (40x20 mm) | Timer |
| Dynamic Sensor | Residual heat indicator |
| French Plaque | Key Lock |
| Sous Chef | |

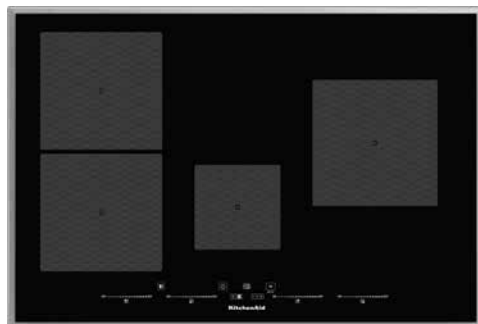
SOUS CHEF FUNCTIONS

Melting
Simmering
Keep Warm
Boiling
Moka

AESTHETICS

Induction
Touch - Slider

Total Power **7,4 kW**
Electrical Connection Rating (kW) 7,2



Available from September 2018

Black Glass iXelium
KHIMS 47700

77 CM INDUCTION HOB STANDARD INSTALLATION

DISTINCTIVE FEATURES

- | | |
|----------------------------|-------------------------|
| 4 Induction Zones | Booster 3 kW |
| 4 Independent Zones | Power management |
| Dynamic Surface (40x20 mm) | Timer |
| Dynamic Sensor | Residual heat indicator |
| French Plaque | Key Lock |
| Sous Chef | |

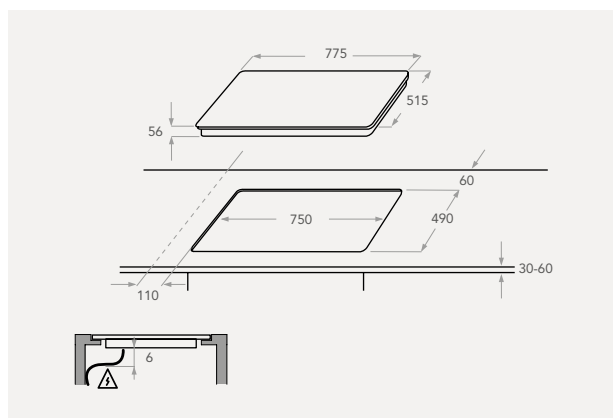
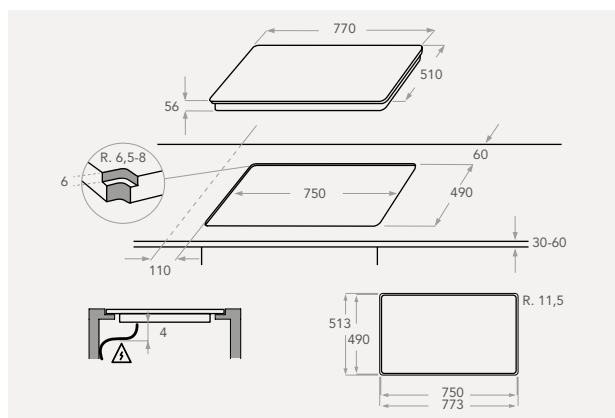
SOUS CHEF FUNCTIONS


Melting
Simmering
Keep Warm
Boiling
Moka

AESTHETICS

Induction
Touch - Slider

Total Power **7,4 kW**
Electrical Connection Rating (kW) 7,2





Available from September 2018

Black Glass iXelium
KHIMF 36500

65 CM INDUCTION HOB FLUSH INSTALLATION

DISTINCTIVE FEATURES

3 Induction Zones
3 Independent Zones
Dynamic Surface (24x40 mm)
Dynamic Sensor
French Plaque
Sous Chef
Booster **3,4 kW**
Power management
Timer
Residual heat indicator
Key Lock


SOUS CHEF FUNCTIONS

Melting
Simmering
Keep Warm
Boiling
Moka

AESTHETICS

Induction
Touch - Slider

Total Power **7,4 kW**
Electrical Connection Rating (kW) 7,2



Available from September 2018

Black Glass iXelium
KHIMS 36500

65 CM INDUCTION HOB STANDARD INSTALLATION

DISTINCTIVE FEATURES

3 Induction Zones
3 Independent Zones
Dynamic Surface (24x40 mm)
Dynamic Sensor
French Plaque
Sous Chef
Booster **3,4 kW**
Power management
Timer
Residual heat indicator
Key Lock

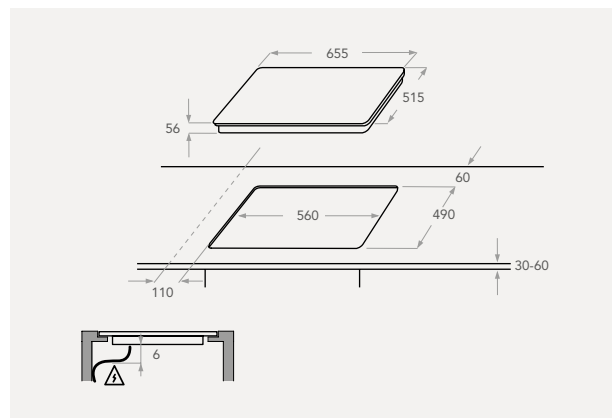
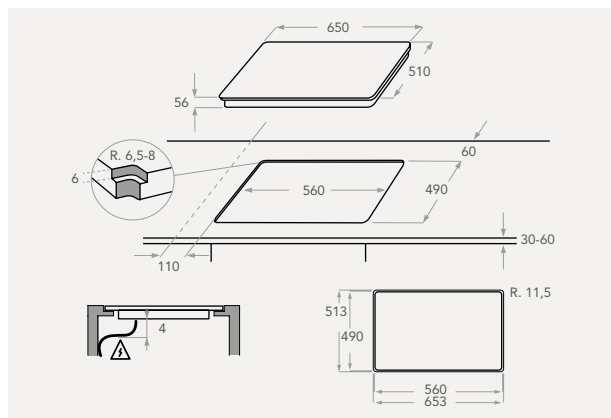
SOUS CHEF FUNCTIONS


Melting
Simmering
Keep Warm
Boiling
Moka

AESTHETICS

Induction
Touch - Slider

Total Power **7,4 kW**
Electrical Connection Rating (kW) 7,2





Black Glass
KHIVF 90000

VENTILATED HOB FLUSH/STANDARD INSTALLATION

DISTINCTIVE FEATURES

- 4** Induction Zones
- 1** integrated hood
- 2** Bridge Zones
- Dynamic Sensor**
- Booster **3,7 kW**
- Power Management
- 4** speed settings
- Residual heat indicator
- Timer
- Key Lock

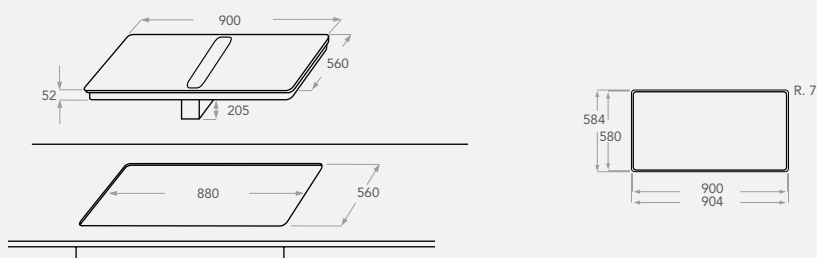
FUNCTIONS

- Multifunction button (Simmering, Melting, Keep Warm)
- Booster option

AESTHETICS

- Induction Vitroceramic
- Touch

Total Power **7,4 kW**
Electrical Connection Rating 7,5 kW
Noise level with boost position 68 dB(A) re 1 pW



GAS HOBS

Inspired by tradition, designed for your future

KitchenAid has designed the most efficient and easier-to-use gas hobs that deliver truly outstanding control and precision.

The most powerful burners heat quickly for faster boiling, while the less powerful burners are specially designed for slow cooking delicate ingredients and fine sauces. With precise temperature control and evenly distributed heat, your dishes will look and taste better than ever.





WOK ADAPTER

The wok adapter supports your pan over your hob and ensures that your stir-fry is cooked at the just right temperature and that the wok is evenly heated for perfect results.



IXELIUM

Gas on metal

All our hobs are delivered with an iXelium finish, an innovative material that prevents food sticking to the surface while protecting it from stains, scratches and yellowing. Created for those who love design but dislike cleaning, a soft sponge and a gentle detergent is all that's needed to clean.

The result is a cooking surface which will retain its beauty and shiny finish over time.



DUAL VALVE DOUBLE CROWN

With concentric flame rings, our special burners give you powerful, even and controllable heat over a wide area. The dual-valve control offers ultimate flexibility, allowing you to adjust it to a wide pot dimension as needed.



DISHWASHABLE GRATES

KitchenAid hob grates can be conveniently washed in the dishwasher, saving you time and effort.



BRASS BURNERS

Experience the professional performance and striking aesthetic of brass. Made from durable, premium quality material, these burners are designed to add an extra touch of refinement to your kitchen.



Inox
KHSD4 11380

113 CM GAS HOB FLUSH INSTALLATION

DISTINCTIVE FEATURES

4 gas burners
1 double-crown special burner 4 kW

FUNCTIONS

Brass burners
Dishwashable cast-iron grids

ACCESSORIES

Wok adaptor
3 Pan Enamelled Cast Iron

AESTHETICS

Gas on Metal
Front Knobs

Total Power **9,95 kW**
Under knob Ignition System



Inox
KHSP5 86510

86 CM GAS HOB FLUSH INSTALLATION

DISTINCTIVE FEATURES

5 gas burners
1 double-crown special burner 6 kW

FUNCTIONS

Brass burners
Dishwashable cast-iron grids

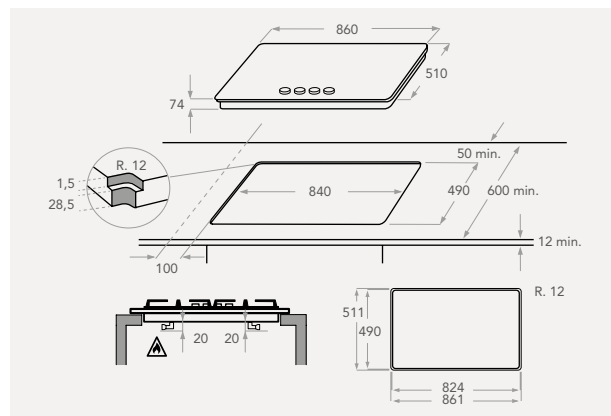
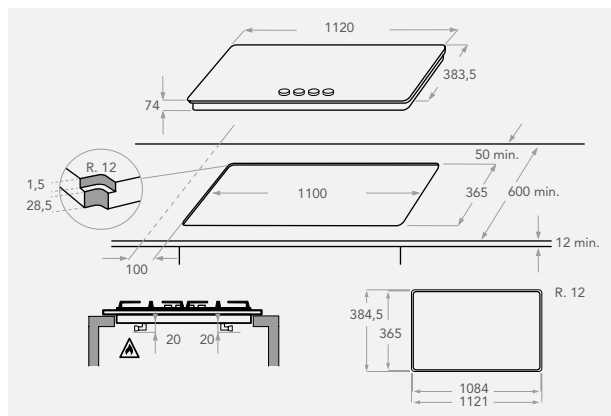
ACCESSORIES

Wok adaptor
3 Pan Enamelled Cast Iron

AESTHETICS

Gas on Metal
Front Knobs

Total Power **13,5 kW**
Under Knob Ignition System





Inox
KHSP5 77510

77 CM GAS HOB FLUSH INSTALLATION

DISTINCTIVE FEATURES

5 gas burners
1 double-crown special burner 6 kW

FUNCTIONS

Brass burners
Dishwashable cast-iron grids


ACCESSORIES

Wok adaptor
3 Pan Enamelled Cast Iron

AESTHETICS

Gas on Metal
Front Knobs

Total Power **13,5 kW**
Under knob Ignition System



Inox Ixelum
KHMP5 86510

86 CM GAS HOB STANDARD INSTALLATION

DISTINCTIVE FEATURES

5 gas burners
1 double-crown special burner 6 kW

FUNCTIONS

Dishwashable cast-iron grids
Ixelum finishing

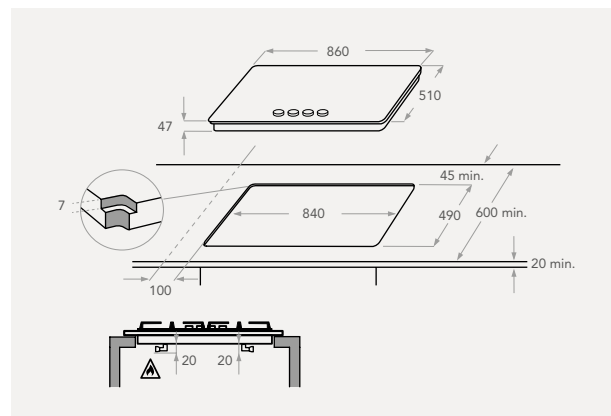
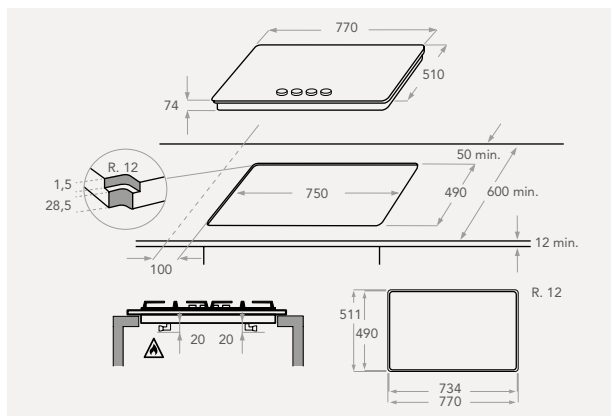
ACCESSORIES

Wok adaptor
3 Pan Enamelled Cast Iron

AESTHETICS

Gas on Metal
Front Knobs

Total Power **13,3 kW**
Ignition System





Inox Ixelum
KHMP5 77510

77 CM GAS HOB STANDARD INSTALLATION

DISTINCTIVE FEATURES

5 gas burners
1 double-crown special burner 6 kW

FUNCTIONS

Dishwashable cast-iron grids
iXelium finishing

ACCESSORIES

Wok adaptor
3 Pan Enamelled Cast Iron

AESTHETICS

Gas on Metal
Front Knobs

Total Power **13,3 kW**
Ignition System



Inox Ixelum
KHMD5 77510

77 CM GAS HOB STANDARD INSTALLATION

DISTINCTIVE FEATURES

5 gas burners
1 double-crown special burner 4 kW

FUNCTIONS

Dishwashable cast-iron grids
iXelium finishing

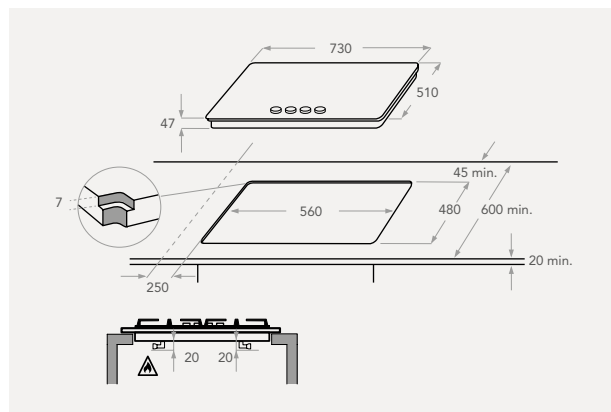
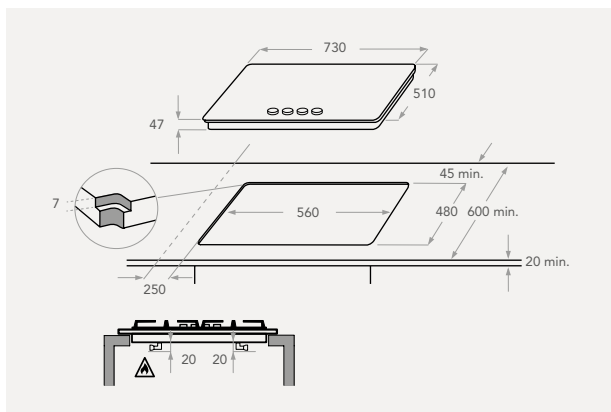
ACCESSORIES

Wok adaptor
3 Pan Enamelled Cast Iron

AESTHETICS

Gas on Metal
Front Knobs

Total Power **11,3 kW**
Ignition System





Inox Ixelum
KHMD4 60510

60 CM GAS HOB STANDARD INSTALLATION

DISTINCTIVE FEATURES

4 gas burners
1 double-crown special burner 4 kW

FUNCTIONS

Dishwashable cast-iron grids
iXelum finishing

ACCESSORIES

Wok adaptor
2 Pan Enamelled Cast Iron

AESTHETICS

Gas on Metal
Front Knobs

Total Power **8,3 kW**
Ignition System



Glass
KHGD5 86510

86 CM GAS HOB STANDARD INSTALLATION

DISTINCTIVE FEATURES

5 gas burners
1 double-crown special burner 5 kW

FUNCTIONS

Dishwashable cast-iron grids
Glass finishing

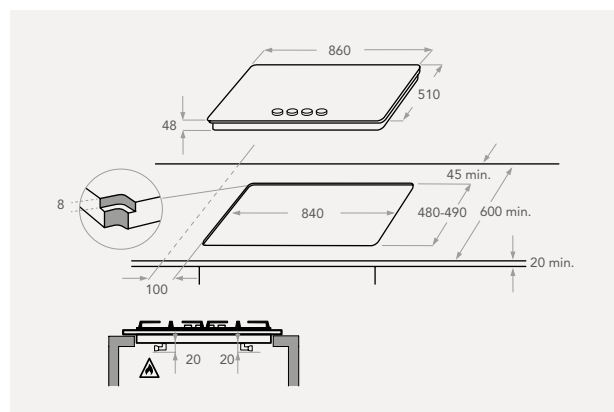
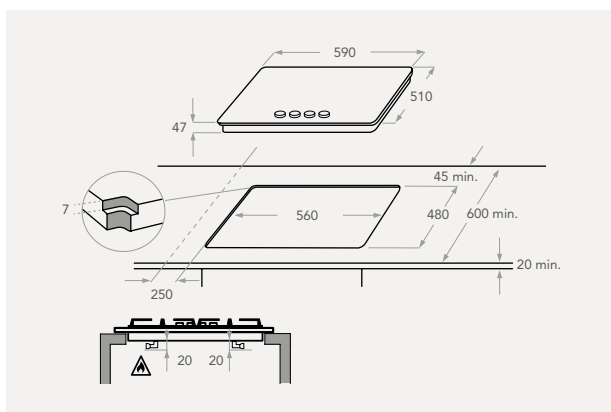
ACCESSORIES

Wok adaptor
3 Pan Enamelled Cast Iron

AESTHETICS

Gas on Metal
Front Knobs

Total Power **12,3 kW**
Under knob Ignition System





Glass
KHGD5 77510

77 CM GAS HOB STANDARD INSTALLATION

DISTINCTIVE FEATURES

5 gas burners
1 double-crown special burner 5 kW

FUNCTIONS

Dishwashable cast-iron grids
Glass finishing

ACCESSORIES

Wok adaptor
3 Pan Enamelled Cast Iron

AESTHETICS

Gas on Metal
Front Knobs

Total Power **12,3 kW**
Ignition System



Glass
KHGD4 60510

60 CM GAS HOB STANDARD INSTALLATION

DISTINCTIVE FEATURES

4 gas burners
1 double-crown special burner 4 kW

FUNCTIONS

Dishwashable cast-iron grids
Glass finishing

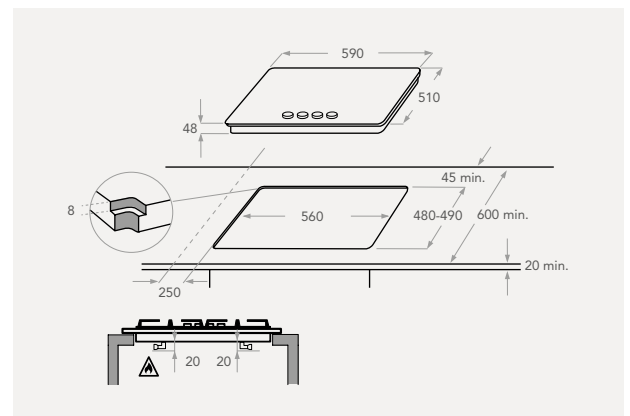
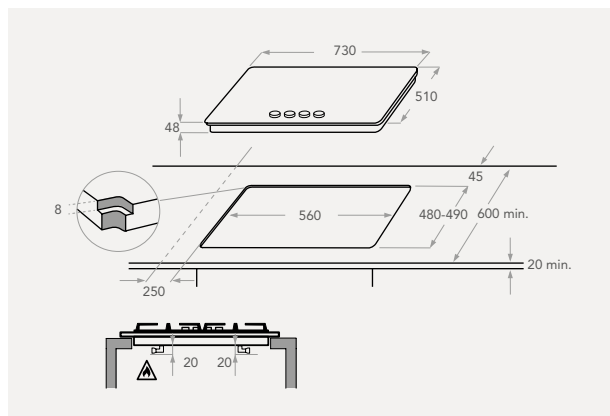
ACCESSORIES

Wok adaptor
2 Pan Enamelled Cast Iron

AESTHETICS

Gas on Metal
Front Knobs

Total Power **8,3 kW**
Ignition System



DOMINO HOB

Hobs to suit your unique cooking style

KitchenAid's Domino range delivers professional cooking with full flexibility. Domino cooking modules are created to offer you different combinations for cooking, so you can have a kitchen designed just for you.



TEPPANYAKI


The 11mm-thick teppanyaki cooking surface is created from two layers of stainless steel, with an aluminium core to guarantee that the heat is quickly and evenly dispersed. Each piece is hand-crafted and individually polished by specialist artisans to ensure quality, durability and performance. As well as being ideal for cooking finely-sliced ingredients quickly, it's also perfect for use as a Spanish-style plancha for authentic Mediterranean-style meat, shellfish, omelettes and many more mouth-watering dishes.



WOK HOB

Made from the same unique material as the teppanyaki but just 2.3 mm thick, this wok module is the perfect companion for any of our hobs, but is especially made to work with our induction hob.

Heat is conducted evenly with no risk of burning to deliver the very high temperatures needed for stir-frying meat, fish, poultry, vegetables and noodles, authentically and quickly.





Inox

KHCMF 45000

KHCMS 45000

45 CM CHEF SIGN FLUSH / STANDARD

DISTINCTIVE FEATURES

- 1 flexi zone
- 2 Induction zones
- Booster

FUNCTIONS

• 5 cooking methods:

- Steam
- Boiling
- Roasting
- Frying
- Low temperature
- Key Lock
- Residual heat indicator

ACCESSORIES

Included:

- stainless-steel lid
- 2 stainless-steel cooking vessels
- 2 glass lids
- 2 steaming baskets
- 1 pasta strainer
- 1 frying basket

Optional:

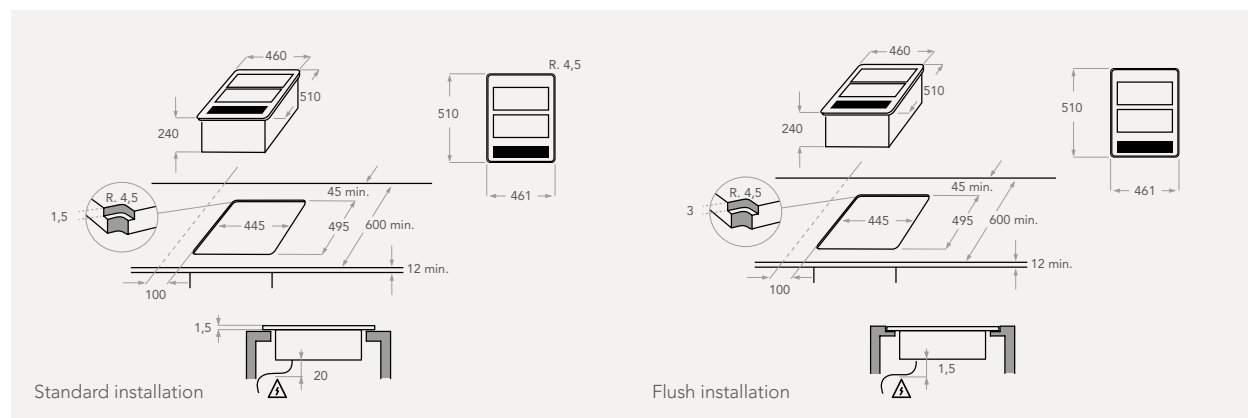
kit KATCS 35000



AESTHETICS

Touch Control

Total Power **2,8 kW**





Inox
KHWD1 38510

40 CM DOMINO INDUCTION WOK HOB

DISTINCTIVE FEATURES

Wok induction zone
Booster

FUNCTIONS

Key lock
Residual heat indicator
Timer

ACCESSORIES

—

AESTHETICS

Touch Control

Total Power **3 kW**



Inox
KHTD2 38510

38 CM DOMINO TEPPANYAKI

DISTINCTIVE FEATURES

Teppanyaki induction plate

FUNCTIONS

2 Temperature Zones
Residual heat indicator
Timer
Power levels: 9

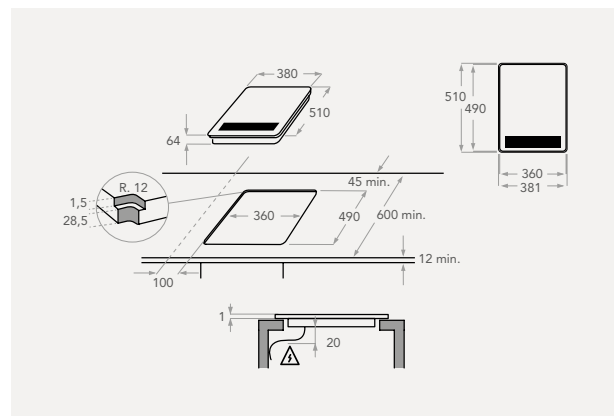
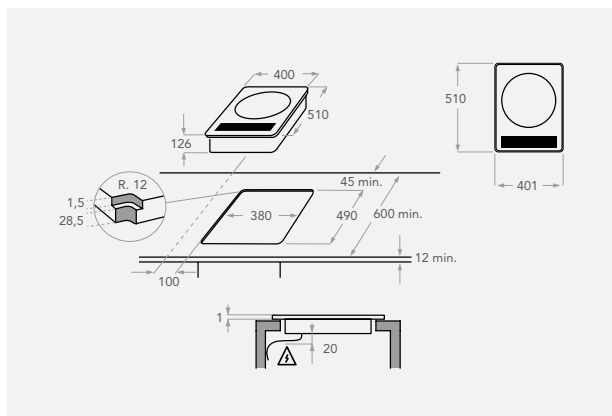
ACCESSORIES

—

AESTHETICS

Touch Control

Total Power **2,8 kW**





Glass
KHYD1 38510

38 CM DOMINO INDUCTION HOB

DISTINCTIVE FEATURES

1 induction zone
Booster

FUNCTIONS

Key lock
Residual heat indicator
Overheat protection system
Overheat cut-out
Auto switch off
Timer


ACCESSORIES

—

AESTHETICS

Touch Control

Total Power **3 kW**



Glass
KHYD2 38510

38 CM DOMINO INDUCTION HOB

DISTINCTIVE FEATURES

2 induction zones
Booster
Residual heat indicator

FUNCTIONS

Key lock
Residual heat indicator
Overheat protection system
Overheat cut-out
Auto switch off
Timer

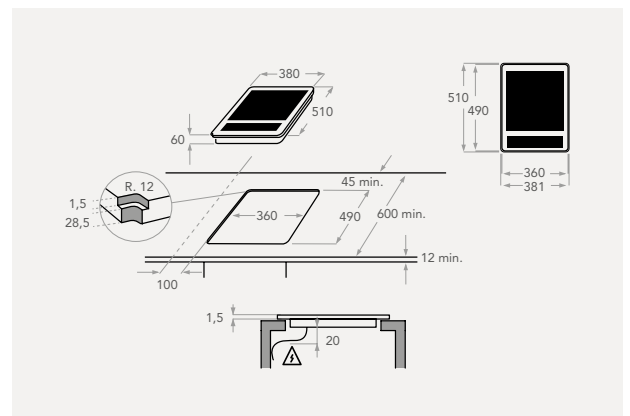
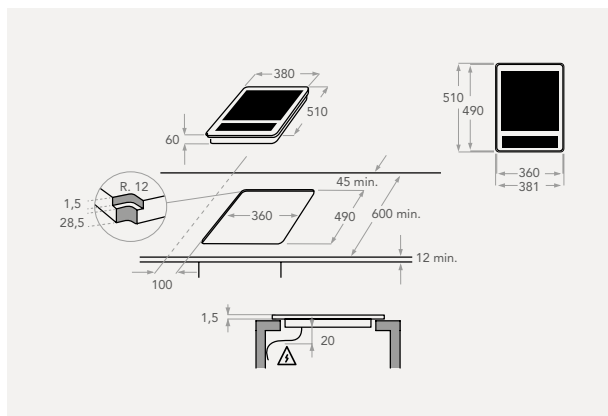
ACCESSORIES

—

AESTHETICS

Touch Control

Total Power **3,4 kW**





Inox
KHDP1 38510

38 CM DOMINO GAS HOB

DISTINCTIVE FEATURES
1 double crown gas burner

FUNCTIONS
Dishwashable cast-iron grids

ACCESSORIES
Brass burner
Wok grid adapter

AESTHETICS
Front Knobs

Total Power **6 kW**



Inox
KHDD2 38510

38 CM DOMINO GAS HOB

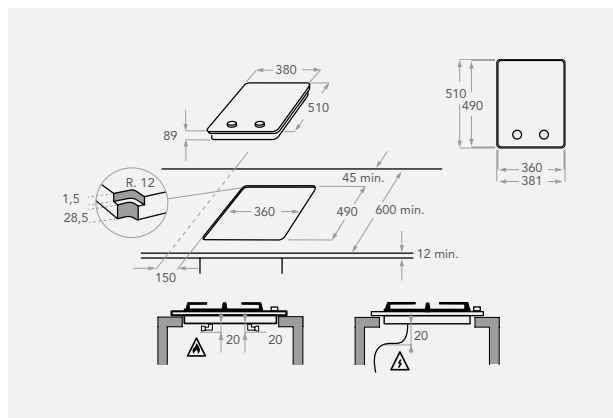
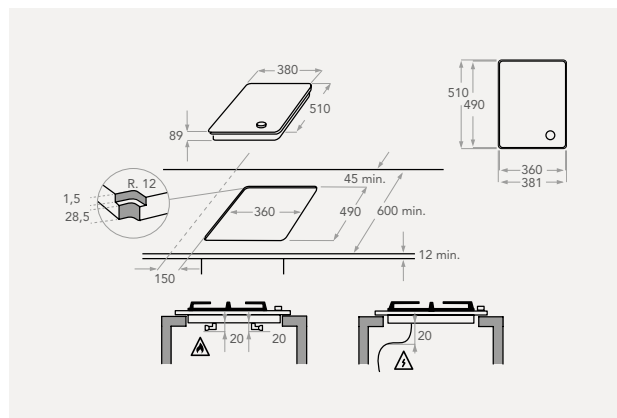
DISTINCTIVE FEATURES
2 burners:
1 Semi-rapid and 1 auxiliary gas burner

FUNCTIONS
Dishwashable cast-iron grids

ACCESSORIES
Brass burner

AESTHETICS
Front Knobs

Total Power **4 kW**










	77 CM INDUCTION HOB KHID4 77510	65 CM INDUCTION HOB KHID4 65510
DISTINGUISHED BENEFITS		
Fuel type	Induction	Induction
PERFORMANCES 1ST COOKING ZONE		
Location	Front left zone	Front left zone
Dimension mm	180/230	180/230
Power - Booster W	1750 - 2400	1750 - 2400
PERFORMANCES 2ND COOKING ZONE		
Location	Rear left zone	Rear left zone
Dimension mm	180/230	180/230
Power - Booster W	1750 - 2400	1750 - 2400
PERFORMANCES 3RD COOKING ZONE		
Location	Rear right zone	Rear right zone
Dimension mm	210	180/230
Power - Booster W	2200 - 3400	1750 - 2400
PERFORMANCES 4TH COOKING ZONE		
Location	Middle middle zone	Front right zone
Dimension mm	145	180/230
Power - Booster W	1200 - 1800	1750 - 2400
PERFORMANCES 5TH COOKING ZONE		
Location	-	-
Dimension mm	-	-
Power - Booster W	-	-
PERFORMANCES 6TH COOKING ZONE		
Location	-	-
Dimension mm	-	-
Power - Booster W	-	-
PERFORMANCES 7TH COOKING ZONE		
Location	-	-
Dimension mm	-	-
Power - Booster W	-	-
PERFORMANCES 8TH COOKING ZONE		
Location	-	-
Dimension mm	-	-
Power - Booster W	-	-
PERFORMANCES 9TH COOKING ZONE		
Location	-	-
Dimension mm	-	-
Power - Booster W	-	-
PERFORMANCES 10TH COOKING ZONE		
Location	-	-
Dimension mm	-	-
Power - Booster W	-	-
TECHNICAL INFORMATION		
Voltage (V)	220 - 240	220 - 240
Frequency (Hz)	50-60	50-60
Power cord Length (cm)	100	100
Current (A)	31,3	31,3
3 Phase Installation		
Packed Size HxWxD (mm)	140 x 860 x 595	140 x 860 x 595
Product Size HxWxD (mm)	56 x 775 x 515	56 x 655 x 515
Min Niche Size HxWxD (mm)	30 x 750 x 490	30 x 560 x 490
Max Niche Size HxWxD (mm)	60 x 752 x 490	60 x 562 x 490
Net Weight (kg)	15	13,3
Gross Weight (kg)	16.2	14,5

65 CM INDUCTION HOB KHID3 65510	90 CM INDUCTION HOB KHIAF 10900	90 CM INDUCTION HOB KHIAF 10900	77 CM INDUCTION HOB KHIAF 87700	77 CM INDUCTION HOB KHIAF 87700
Induction	Induction	Induction	Induction	Induction
Front left zone	Front left zone	Front left zone	Middle front zone	Middle front zone
145	145	145	200 - 130	200 - 130
1200 - 1800	1250 - 1800	1250 - 1800	1250 - 1800	1250 - 1800
Rear left zone	Rear zone	Rear zone	Front Left zone	Front Left zone
210	210	210	200 - 130	200 - 130
2200 - 3400	1250 - 1800	1250 - 1800	1250 - 1800	1250 - 1800
Middle right zone	Middle rear zone	Middle rear zone	Rear left zone	Rear left zone
280	200 - 130	200 - 130	200 - 130	200 - 130
2400 - 3400	1250 - 1800	1250 - 1800	1250 - 1800	1250 - 1800
-	Rear zone	Rear zone	Middle rear zone	Middle rear zone
-	200 - 130	200 - 130	200 - 130	200 - 130
-	1250 - 1800	1250 - 1800	1250 - 1800	1250 - 1800
-	Rear zone	Rear zone	Middle rear zone	Middle rear zone
-	200 - 130	200 - 130	200 - 130	200 - 130
-	1250 - 1800	1250 - 1800	1250 - 1800	1250 - 1800
-	Rear right zone	Rear right zone	Rear right zone	Rear right zone
-	200 - 130	200 - 130	200 - 130	200 - 130
-	1250 - 1800	1250 - 1800	1250 - 1800	1250 - 1800
-	Front right zone	Front right zone	Front right zone	Front right zone
-	200 - 130	200 - 130	200 - 130	200 - 130
-	1250 - 1800	1250 - 1800	1250 - 1800	1250 - 1800
-	Rear right zone	Rear right zone	Front right zone	Front right zone
-	200 - 130	200 - 130	200 - 130	200 - 130
-	1250 - 1800	1250 - 1800	1250 - 1800	1250 - 1800
-	Front right zone	Front right zone	-	-
-	200 - 130	200 - 130	-	-
-	0	0	-	-
-	N/A	N/A	-	-
-	200 - 130	200 - 130	-	-
-	0	0	-	-
220 - 240	230	230	230	230
50-60	50-60	50-60	50-60	50-60
100	170	170	170	170
30,4	46,5	46,5	32,2	32,2
140 x 675 x 605	180 x 965 x 645	180 x 965 x 645	130 x 865 x 605	130 x 865 x 605
56 x 580 x 510	51 x 860 x 510	51 x 860 x 510	54 x 770 x 510	54 x 770 x 510
30 x 560 x 490	60 x 842 x 490	60 x 842 x 490	60 x 752 x 480	60 x 752 x 480
60 x 562 x 490	30 x 840 x 490	30 x 840 x 490	30 x 750 x 480	30 x 750 x 480
12.5	15	15	15,1	15,1
13.5	16	16	16,2	16,2

	65 CM INDUCTION HOB KHIAF 86500	65 CM INDUCTION HOB KHIAF 86500	65 CM INDUCTION HOB KHIMS 86500
DISTINGUISHED BENEFITS			
Fuel type	Induction	Induction	Induction
PERFORMANCES 1ST COOKING ZONE			
Location	Middle front zone	Middle front zone	Front left zone
Dimension mm	200 - 130	200 - 130	200 - 130
Power - Booster W	1250 - 1800	1250 - 1800	1250 - 1800
PERFORMANCES 2ND COOKING ZONE			
Location	Front Left zone	Front Left zone	Rear left zone
Dimension mm	200 - 130	200 - 130	200 - 130
Power - Booster W	1250 - 1800	1250 - 1800	1250 - 1800
PERFORMANCES 3RD COOKING ZONE			
Location	Rear left zone	Rear left zone	Right rear zone
Dimension mm	200 - 130	200 - 130	200 - 130
Power - Booster W	1250 - 1800	1250 - 1800	1250 - 1800
PERFORMANCES 4TH COOKING ZONE			
Location	Middle rear zone	Middle rear zone	Front right zone
Dimension mm	200 - 130	200 - 130	200 - 130
Power - Booster W	1250 - 1800	1250 - 1800	1250 - 1800
PERFORMANCES 5TH COOKING ZONE			
Location	Middle rear zone	Middle rear zone	
Dimension mm	200 - 130	200 - 130	200 - 130
Power - Booster W	1250 - 1800	1250 - 1800	1250
PERFORMANCES 6TH COOKING ZONE			
Location	Rear right zone	Rear right zone	
Dimension mm	200 - 130	200 - 130	200 - 130
Power - Booster W	1250 - 1800	1250 - 1800	1250
PERFORMANCES 7TH COOKING ZONE			
Location	Front right zone	Front right zone	
Dimension mm	200 - 130	200 - 130	200 - 130
Power - Booster W	1250 - 1800	1250 - 1800	1250
PERFORMANCES 8TH COOKING ZONE			
Location	Front right zone	Front right zone	
Dimension mm	200 - 130	200 - 130	200 - 130
Power - Booster W	1250 - 1800	1250 - 1800	1250
PERFORMANCES 9TH COOKING ZONE			
Location	-	-	-
Dimension mm	-	-	-
Power - Booster W	-	-	-
PERFORMANCES 10TH COOKING ZONE			
Location	-	-	-
Dimension mm	-	-	-
Power - Booster W	-	-	-
TECHNICAL INFORMATION			
Voltage (V)	230	230	230
Frequency (Hz)	50-60	50-60	50-60
Power cord Length (cm)	170	170	170
Currency (A)	32,2	32,2	32,2
3 Phase Installation			
Packed Size HxWxD (mm)	130 x 860 x 600	130 x 860 x 600	130 x 860 x 600
Product Size HxWxD (mm)	54 x 650 x 510	54 x 650 x 510	54 x 655 x 515
Min Niche Size HxWxD (mm)	60 x 562 x 480	60 x 562 x 480	60 x 562 x 480
Max Niche Size HxWxD (mm)	30x x 560 x 480	30x x 560 x 480	30 x 560 x 480
Net Weight (kg)	13,4	13,4	13,4
Gross Weight (kg)	14,5	14,5	14,5



65 CM INDUCTION HOB KHIMF 86500	65 CM INDUCTION HOB KHIMF 66500	65 CM INDUCTION HOB KHIMS 66500	77 CM INDUCTION HOB KHIMF 47700	77 CM INDUCTION HOB KHIMS 47700
Induction	Induction	Induction	Induction	Induction
Front left zone	Front left zone	Front left zone	Front left zone	Front left zone
200 - 130	200 - 130	200 - 130	200 - 240	200 - 240
1250 - 1800	1250 - 2400	1250 - 2400	1800 - 2400	1800 - 2400
Rear left zone	Middle left zone	Middle left zone	Middle left zone	Middle left zone
200 - 130	200 - 130	200 - 130	200 - 240	200 - 240
1250 - 1800	1250 - 2400	1250 - 2400	1800 - 2400	1800 - 2400
Right rear zone	Middle left zone	Middle left zone	Middle front zone	Middle front zone
200 - 130	200 - 130	200 - 130	145	145
1250 - 1800	1250 - 3000	1250 - 3000	1200 - 3000	1200 - 3000
Front right zone	Rear left zone	Rear left zone	Rear right zone	Rear right zone
200 - 130	200 - 130	200 - 130	210	210
1250 - 1800	1250 - 1800	1250 - 1800	1200 - 1800	1200 - 1800
	Middle right zone	Middle right zone	-	-
200 - 130	145	145	-	-
1250	1500	1500	-	-
		Rear right zone	-	-
200 - 130	210	210	-	-
1250	2300	2300	-	-
	-	-	-	-
200 - 130	-	-	-	-
1250	-	-	-	-
	-	-	-	-
200 - 130	-	-	-	-
1250	-	-	-	-
-	-	-	-	-
-	-	-	-	-
-	-	-	-	-
-	-	-	-	-
-	-	-	-	-
-	-	-	-	-
-	-	-	-	-
230	230	230	230	230
50-60	50-60	50-60	50-60	50-60
170	170	170	120	120
32,2	32,2	32,2	31,3	31,3
130 x 860 x 600	130 x 860 x 600	130 x 860 x 600	130 x 860 x 595	130 x 860 x 595
54 x 655 x 515	54 x 650 x 510	54 x 650 x 510	52 x 770x 510	52 x 770x 510
60 x 562 x 480	60 x 562 x 480	60 x 562 x 480	60 x 752 x 490	60 x 752 x 490
30 x 560 x 480	30x x 560 x 480	30x x 560 x 480	30x x 750 x 490	30x x 750 x 490
13,4	13,4	13,4	15,1	15,1
14,5	14,5	14,5	16,2	16,2

	65 CM INDUCTION HOB KHIMF 36500	65 CM INDUCTION HOB KHIMS 36500	VENTILATED HOB KHIVF 90000
DISTINGUISHED BENEFITS			
Fuel type	Induction	Induction	Induction
PERFORMANCES 1ST COOKING ZONE			
Location	Front left zone	Front left zone	front left zone
Dimension mm	200 - 240	200 - 240	190 - 220
Power - Booster W	1800 - 2400	1800 - 2400	2100 - 3700
PERFORMANCES 2ND COOKING ZONE			
Location	Rear left zone	Rear left zone	rear left zone
Dimension mm	200 - 240	200 - 240	190 - 220
Power - Booster W	1800 - 2400	1800 - 2400	2100 - 3700
PERFORMANCES 3RD COOKING ZONE			
Location	Front right zone	Front right zone	rear right zone
Dimension mm	180 - 280	180 - 280	190 - 220
Power - Booster W	2400 - 3400	2400 - 3400	2100 - 3700
PERFORMANCES 4TH COOKING ZONE			
Location	-	-	front right zone
Dimension mm	-	-	190 - 220
Power - Booster W	-	-	2100 - 3700
TECHNICAL INFORMATION			
Voltage (V)	230	230	220-240
Frequency (Hz)	50-60	50-60	50-60
Power cord Length (cm)	120	120	150
Currency (A)	31.3	31.3	32
3 Phase Installation			-
Packed Size HxWxD (mm)	140 x 860 x 600	140 x 860 x 600	510 x 985 x 665
Product Size HxWxD (mm)	52 x 650 x 510	52 x 650 x 510	205 x 900 x 580
Min Niche Size HxWxD (mm)	60 x 560 x 490	60 x 560 x 490	40 x 880 x 561
Max Niche Size HxWxD (mm)	30 x 562 x 490	30 x 562 x 490	50 x 881 x 561
Net Weight (kg)	11.1	11.1	25,6
Gross Weight (kg)	12.1	12.1	43
TECHNICAL INFORMATION HOOD			
Maximum Air flow	-	-	600 MQH
Maximum output air extraction (m3/h)	-	-	500 MQH
Minimum air flow	-	-	243 MQH
Noise level with boost position (dB(A) re 1 pW)	-	-	68 dBA
No-return airflow flap	-	-	No
Number of motors	-	-	1
Number of speed settings	-	-	4
Odour filter	-	-	●
Air flow boost (2010/30/EU)	-	-	600 MQH
Diameter of air outlet (mm)	-	-	150
Energy efficiency class - NEW (2010/30/EU)	-	-	A
Energy efficiency index (2010/30/EU)	-	-	53.1 %
Fluid Dynamic Efficiency (2010/30/EU)	-	-	28.5
Fluid Dynamic Efficiency class (2010/30/EU)	-	-	A
Grease filter type	-	-	Labyrinth
Power consumption in off-mode - NEW (2010/30/EU)	-	-	0.21 W
Sound power at max. speed (2010/30/EU)	-	-	63 dBA
Sound power at min. speed (2010/30/EU)	-	-	45 dBA
Total power of the motors (W)	-	-	115 W
Typology	-	-	Downdraft

	113 CM GAS HOB KHSD4 11380	86 CM GAS HOB KHSP5 86510	77 CM GAS HOB KHSP5 77510
DISTINGUISHED BENEFITS			
Fuel type	Gas on Metal	Gas on Metal	Gas on Metal
PERFORMANCES 1ST COOKING ZONE			
Location	Front left zone	Front left zone	Front left zone
Type of Burner	Double crown dual valve Brass	Auxiliary Brass	Auxiliary Brass
Dimension mm	125	36	36
Power W	4200	1000	1000
PERFORMANCES 2ND COOKING ZONE			
Location	Middle left zone	Rear left zone	Rear left zone
Type of Burner	Semi rapid Brass	Rapid Brass	Rapid Brass
Dimension mm	60	87	87
Power W	1750	3000	3000
PERFORMANCES 3RD COOKING ZONE			
Location	Middle right zone	Rear right zone	Rear right zone
Type of Burner	Auxiliary Brass	Semi rapid Brass	Semi rapid Brass
Dimension mm	36	60	60
Power W	1000	1750	1750
PERFORMANCES 4TH COOKING ZONE			
Location	Front right zone	Front right zone	Front right zone
Type of Burner	Rapid Brass	Semi rapid Brass	Semi rapid Brass
Dimension mm	87	60	60
Power W	3000	1750	1750
PERFORMANCES 5TH COOKING ZONE			
Location	-	Middle middle zone	Middle middle zone
Type of Burner	-	Double crown dual valve Brass	Double crown dual valve Brass
Dimension mm	-	125	125
Power W	-	6000	6000
ACCESSORIES			
Wok Grid Adapter			
TECHNICAL INFORMATION			
Total Power kW	9,95	13,5	13,5
Ignition System	Under Knob	Under Knob	Under Knob
Dishwashable Grids			
Electrical Connection Rating	6000	-	-
Gas Connection Rating	9750	13500	13500
Voltage V	220 - 240	220 - 240	220 - 240
Frequency Hz	50/60	50/60	50/60
Power cord Length cm	100	100	100
Currency A	0.2	0.2	0.2
3 Phase Installation		-	-
Packed Size (HxWxD) mm	190 x 1185 x 450	190 x 961 x 580	185 x 825 x 575
Product Size (HxWxD) mm	75 x 1120 x 384	75 x 860 x 510	75 x 770 x 510
Min Niche Size (HxWxD) mm	30 x 1098 x 364	30 x 840 x 490	30 x 750 x 490
Net Weight kg	18.3	17.9	17.9
Gross Weight kg	21	20.1	20.1

	86 CM GAS HOB KHMP5 86510	77 CM GAS HOB KHMP5 77510	77 CM GAS HOB KHMD5 77510
DISTINGUISHED BENEFITS			
Fuel type	Gas on Metal	Gas on Metal	Gas on Metal
PERFORMANCES 1ST COOKING ZONE			
Location	Middle left zone	Front left zone	Front left zone
Type of Burner	Double crown dual valve Brass	Semi rapid	Semi rapid
Dimension mm	130	65	65
Power W	6000	1650	1650
PERFORMANCES 2ND COOKING ZONE			
Location	Middle right zone	Rear right zone	Rear right zone
Type of Burner	Semi rapid	Rapid	Rapid
Dimension mm	65	90	90
Power W	1650	3000	3000
PERFORMANCES 3RD COOKING ZONE			
Location	Rear Right zone	Rear right zone	Rear right zone
Type of Burner	Rapid	Semi rapid	Semi rapid
Dimension mm	90	65	65
Power W	3000	1650	1650
PERFORMANCES 4TH COOKING ZONE			
Location	Front right zone	Front right zone	Front right zone
Type of Burner	Auxiliary	Auxiliary	Auxiliary
Dimension mm	40	40	40
Power W	1000	1000	1000
PERFORMANCES 5TH COOKING ZONE			
Location	Middle front zone	Middle middle zone	Middle middle zone
Type of Burner	Semi rapid	Double crown dual valve Brass	Double crown dual valve Brass
Dimension mm	65	130	130
Power W	1650	6000	4000
ACCESSORIES			
Wok Grid Adapter	○	○	○
TECHNICAL INFORMATION			
Total Power kW	13,3	13,3	11,3
Ignition System	○	○	○
Dishwashable Grids	○	○	○
Electrical Connection Rating	-	0	-
Gas Connection Rating	13300	13300	11300
Voltage V	220 - 240	220 - 240	220 - 240
Frequency Hz	50-60	50-60	50-60
Power cord Length cm	100	100	80
Current A	0.2	0.2	0.2
3 Phase Installation	-	-	-
Packed Size (HxWxD) mm	185 x 950 x 595	155 x 785 x 595	160 x 820 x 595
Product Size (HxWxD) mm	45 x 860 x 510	45 x 730 x 510	45 x 730 x 510
Min Niche Size (HxWxD) mm	39 x 840 x 480	35 x 558 x 480	35 x 558 x 480
Net Weight kg	17.8	10	10
Gross Weight kg	19.9	11.3	11.3

60 CM GAS HOB KHMD4 60510	86 CM GAS HOB KHGD5 86510	77 CM GAS HOB KHGD5 77510	60 CM GAS HOB KHGD4 60510
Gas on Metal	Gas on Glass	Gas on Glass	Gas on Glass
Front left zone	Middle Left zone	Front Left zone	Front left zone
Double crown dual valve Brass	Double crown dual valve Brass	Auxiliary	Double crown dual valve Brass
130	130	40	130
4000	5000	1000	4000
Rear right zone	Rear right zone	Rear left zone	Rear left zone
Rapid	Semi rapid	Rapid	Semi rapid
65	65	90	65
1650	1650	3000	1650
Rear right zone	Rear right zone	Rear right zone	Rear right zone
Semi rapid	Rapid	Semi rapid	Semi rapid
65	90	65	65
1650	3000	1650	1650
Front right zone	Front right zone	Front right zone	Front right zone
Auxiliary	Auxiliary	Semi rapid	Auxiliary
40	40	65	40
1000	1000	1650	1000
-	Middle front zone	Middle middle zone	-
-	Semi rapid	Double crown dual valve Brass	-
-	65	130	-
-	1650	5000	-
○	○	○	○
8,3	12,3	12,3	8,3
○	Under Knob	Under Knob	Under Knob
○	○	○	○
-	-	-	-
8300	12500	12500	8500
220 - 240	220-240	220-240	220-240
50-60	50-60	50-60	50-60
80	80	100	80
0.2	0.2	0.2	0.2
-	-	-	-
165 x 650 x 595	190 x 940 x 595	170 x 800 x 580	170 x 640 x 575
45 x 590 x 510	50 x 860 x 510	50 x 730 x 510	50 x 590 x 510
35 x 558 x 480	39 x 838 x 490	39 x 558 x 490	39 x 558 x 490
10.5	17.6	14	12.5
11.3	20.2	15	13.7

	45 CM CHEF SIGN KHCMF 45000 KHCMS 45000	38 CM DOMINO INDUCTION WOK HOB KHWD1 38510
DISTINGUISHED BENEFITS		
Bridge zones	1 Flexi	-
Booster		
PERFORMANCES 1ST COOKING ZONE		
Location	Rear Zone	Full Zone
Type of Burner	Induction plate	Induction plate
Dimension mm	150	300
Power W	610	2300
PERFORMANCES 2ND COOKING ZONE		
Location	Rear Zone	-
Type of Burner	Induction plate	-
Dimension mm	150	-
Power W	610	-
PERFORMANCES 3RD COOKING ZONE		
Location	-	-
Type of Burner	-	-
Dimension mm	-	-
Power W	-	-
PERFORMANCES 4TH COOKING ZONE		
Location	-	-
Type of Burner	-	-
Dimension mm	-	-
Power W	-	-
PERFORMANCES 5TH COOKING ZONE		
Location	-	-
Type of Burner	-	-
Dimension mm	-	-
Power W	-	-
ACCESSORIES		
Wok Grid Adapter	-	-
TECHNICAL INFORMATION		
Pan Support		-
Dishwashable Grids		-
Electrical Connection Rating	2.8	3
Gas Connection Rating		-
Voltage V	220 - 240	220 - 240
Frequency Hz	50	50/60
Current A	13	13
Packed Size HxWxD mm	325 x 495 x 550	190 x 445 x 575
Product Size HxWxD mm	241 x 460 x 510	126 x 400 x 510
Min Niche Size HxWxD mm	241 x 460 x 510	30 x 380 x 490
Max Niche Size HxWxD mm	241 x 460 x 510	40 x 381 x 490
Net Weight kg	9	9
Gross Weight kg	10.4	10.4

KitchenAid





HOODS

A breath of fresh air

*We believe that your kitchen
should be filled with the right aroma:
the aroma of your creation.*



CEILING

DOWNDRAFT

WALL

ISLAND

INTEGRATED

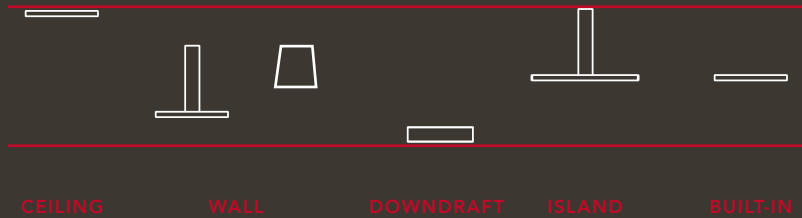
Strikingly beautiful, surprisingly silent

KitchenAid hoods are state-of-the-art appliances as well as real design icons.

Made with only the finest quality materials, they are the perfect product to compliment your kitchen.

KitchenAid downdraft hoods are a masterful mix of design and performance.






DESIGN

Fine craftsmanship, quality materials, timeless design and utmost attention to detail are the hallmarks of KitchenAid hoods. Their unique, distinctive design is a stylish addition to any kitchen.

HIGH POWER WITH PERIMETRAL ASPIRATION

This clever technology extracts fumes along the edges of the hood rather than the centre, creating faster moving air and leading to better grease filtering and quieter operation compared to traditional extractors. All KitchenAid hoods have an extraction rate above 581 m³/h and come equipped with washable filters with perimetral aspiration.



EXTERNAL MOTOR SILENCE & POWER

Thanks to the external motor in the ceiling hood, outstanding extraction power is combined with complete silence in the kitchen.



PRINTSHIELD EASY-TO-CLEAN

KitchenAid hoods are made with high-quality stainless steel so they are quick and easy to clean.

DOWNDRAFT




AUTOMATIC RISE & RETRACT

There's no need for your hood to occupy precious space, and your cooktop can be placed wherever you wish. Fully-integrated into the countertop, the downdraft hood slides out when activated by a touch control panel and is invisible when not in use.

3 EXTRACTION SPEEDS + BOOSTER

With a powerful three-speed fan and an intensive option, it's easily capable of handling vapour and fumes from even your most demanding cooking sessions.



CHIMNEY HOOD

HOODS



TOUCH/KNOB-CONTROLS WITH LED LIGHTING

Easy to use and activated with just one touch, the LED lighting lets you see more as you cook.



KitchenAid Stainless Steel
KEICD 12030 - KEMXX 00000

120 CM CEILING HOOD

DISTINCTIVE FEATURES

4 Speed settings
1 Grease filter
Air extraction mode

FUNCTIONS

Washable Filters
Perimetral filtration mode

ACCESSORIES

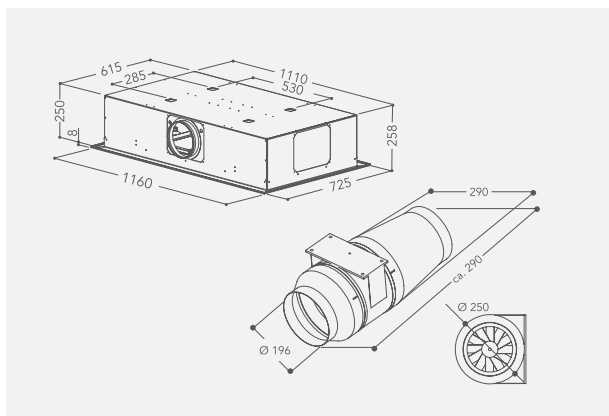
Optional external motor (KEMXX 00000)

C energy class

AESTHETICS

Remote control
Ceiling hood
Printshield - Easy to clean

3 Halogen Lights
Maximum Air flow - 1140 m3/h
Minimum Air flow - 400 m3/h
Sound power at max. 67 speed dB(A)
Sound power at min. 55 speed dB(A)
Annual energy consumption 149 kWh/annum
Air flow boost m3/h 1310
Sound power boost dB(A) 70



KitchenAid Stainless Steel
KEICD 10010

100 CM CEILING HOOD

DISTINCTIVE FEATURES

3 Speed settings
2 Grease filters

FUNCTIONS

Washable Filters
Perimetral filtration mode

ACCESSORIES

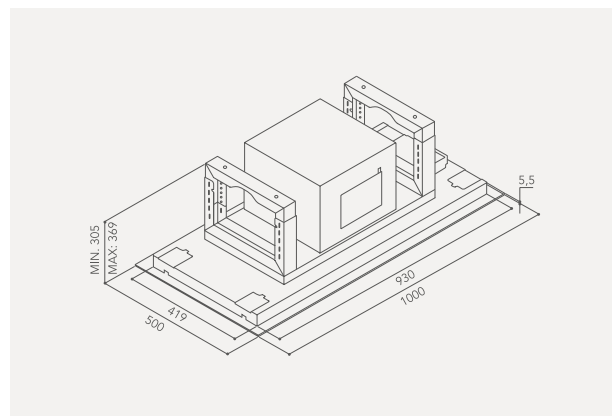
Optional Carbon filter ACM 072

C energy class

AESTHETICS

Remote control
Ceiling Hood Domestic
Printshield - Easy to clean

4 LED
Maximum Air flow - 657 m3/h
Minimum Air flow - 246 m3/h
Sound power at max. speed 72 dB(A)
Sound power at min. speed 49 dB(A)
Annual energy consumption 99 kWh/annum





KitchenAid Stainless Steel
KEBDS 90020

90 CM DOWNDRAFT HOOD COUNTERTOP

DISTINCTIVE FEATURES

4 Speed settings
1 Grease filter
Recirculating air mode

FUNCTIONS

Washable Filters
Perimetral filtration mode

Odour filter included
2 Odour filters

ACCESSORIES

Optional Carbon filter CHF 15/1

B energy class

AESTHETICS

Touch
Downdraft
Printshield - Easy to clean

1 NEON

Maximum Air flow - 480 m3/h
Minimum Air flow - 175 m3/h
Sound power at max. speed 60 dB(A)
Sound power at min. speed 37 dB(A)
Annual energy consumption 68 kWh/annum
Air flow boost m3/h 713
Sound power boost dB(A) 68



KitchenAid Stainless Steel
KEWVP 80010

80 CM DESIGN HOOD WALL

DISTINCTIVE FEATURES

6 Speed settings
1 Grease filter
Convertible aspiration mode

FUNCTIONS

Washable Filters
Perimetral filtration mode

2 Odour filters

ACCESSORIES

Optional kit Chimney KAE CX
Optional Carbon filter FIL 950/1

A energy class

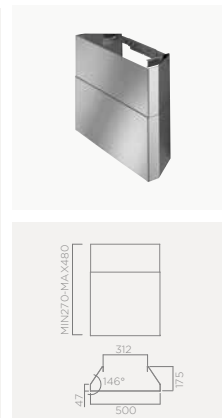
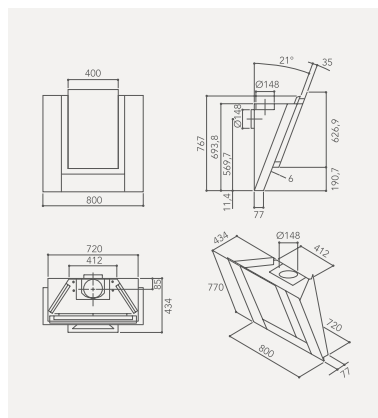
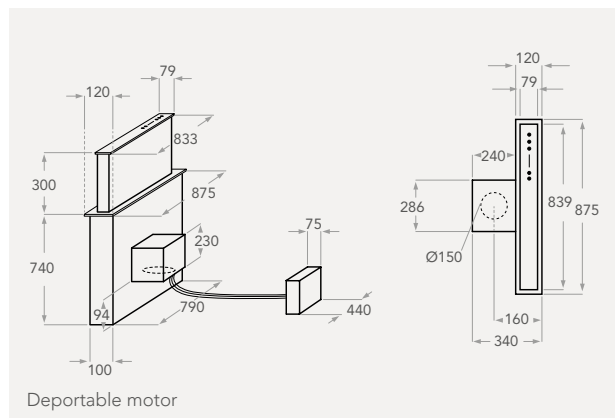
AESTHETICS

Touch
Vertical hood
Printshield - Easy to clean

2 LED

Maximum Air flow - 581 m3/h
Minimum Air flow - 195 m3/h
Sound power at max. speed 64 dB(A)
Sound power at min. speed 42 dB(A)
Annual energy consumption 56 kWh/annum
Air flow boost m3/h 801
Sound power boost dB(A) 73

Optional kit
Chimney KAE CX





KitchenAid Stainless Steel
KEIPP 12020

120 CM ISLAND HOOD WALL

DISTINCTIVE FEATURES

4 Speed settings
2 Grease filters
Convertible aspiration mode

FUNCTIONS

Washable Filters
Perimetral filtration mode
2 Odour filters

ACCESSORIES

Optional Carbon filter CHF 57

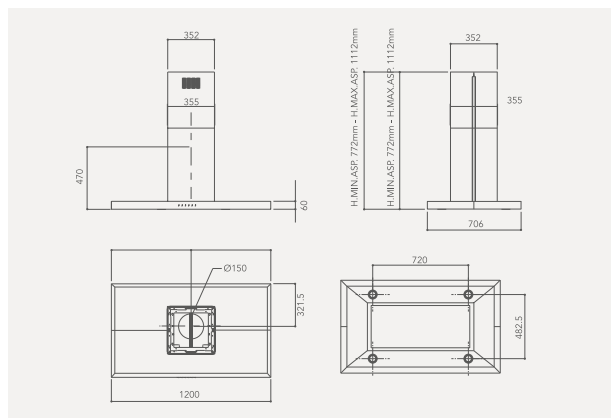
A energy class

AESTHETICS

Electronic Knob
T Shape Hood - professional wall
Printshield - Easy to clean

4 LED

Maximum Air flow - 603 m3/h
Minimum Air flow - 368 m3/h
Sound power at max. speed 66 dB(A)
Sound power at min. speed 56 dB(A)
Annual energy consumption 58 kWh/annum
Air flow boost m3/h 779
Sound power boost dB(A) 72



KitchenAid Stainless Steel
KEWPP 90010

90 CM CHIMNEY HOOD ISLAND

DISTINCTIVE FEATURES

4 Speed settings
1 Grease filter
Convertible aspiration mode

FUNCTIONS

Washable Filters
Perimetral filtration mode
1 Odour filter

ACCESSORIES

Optional Carbon filter CHF 57

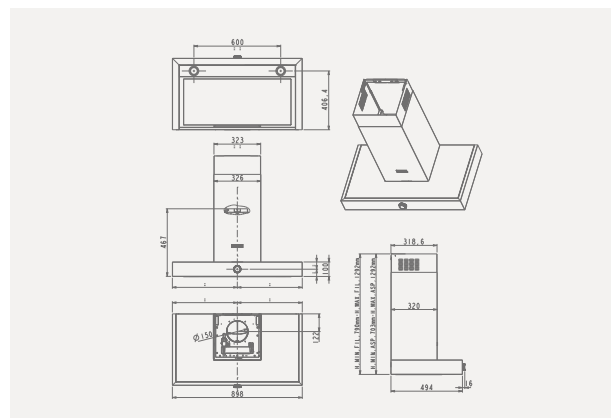
A energy class

AESTHETICS

Electronic Knob
T Shape Hood - professional wall
Printshield - Easy to clean

2 LED

Maximum Air flow - 603 m3/h
Minimum Air flow - 368 m3/h
Sound power at max. speed 66 dB(A)
Sound power at min. speed 56 dB(A)
Annual energy consumption 58 kWh/annum
Air flow boost m3/h 779
Sound power boost dB(A) 72





KitchenAid Stainless Steel
KEWTP 90010

90 CM CHIMNEY HOOD WALL

DISTINCTIVE FEATURES

3 Speed settings
1 Grease filter
Convertible aspiration mode

FUNCTIONS

Washable Filters
Perimetral filtration mode
1 Odour filter

ACCESSORIES

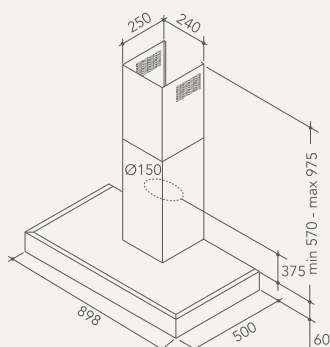
Optional Carbon filter CHF 15/1

D energy class

AESTHETICS

Soft Buttons
T Shape Hood
Printshield - Easy to clean

2 Halogen
Maximum Air flow - 581 m3/h
Minimum Air flow - 240 m3/h
Sound power at max. speed 67 dB(A)
Sound power at min. speed 46 dB(A)
Annual energy consumption 111 kWh/annum



KitchenAid Stainless Steel
KEBES 60010

60 CM BUILT-IN EXTRACTOR HOOD INTEGRATED

DISTINCTIVE FEATURES

4 Speed settings
1 Grease filter
Standard aspiration mode

FUNCTIONS

Washable Filters
Perimetral filtration mode
2 Odour filters

ACCESSORIES

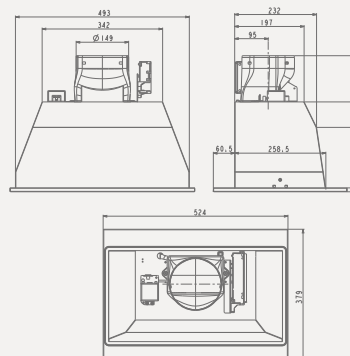
Optional Carbon filter CHF 57



C energy class

AESTHETICS

Touch
Elilibloc Hood
Printshield - Easy to clean

2 Halogen
Maximum Air flow - 581 m3/h
Minimum Air flow - 228 m3/h
Sound power at max. speed 70 dB(A)
Sound power at min. speed 56 dB(A)
Annual energy consumption 119 kWh/annum
Air flow boost m3/h 669
Sound power boost dB(A) 74



	120 CM CEILING HOOD KEICD 12030 - KEMXX 00000	100 CM CEILING HOOD KEICD 10010	90 CM DOWNDRAFT HOOD KEBDS 90020
TECHNICAL INFORMATION			
Energy Class	C	C	B
Lights number and type	3 Halogen	4 LED	1 NEON
Total power of the lamps W	84	10	14
Air flow boost m3/h	1310	-	713
Maximum Air flow m3/h	1140	647	480
Minimum Air flow m3/h	400	256	175
Sound power boost dB(A)	70	-	68
Sound power at max. speed dB(A)	67	72	60
Sound power at min. speed dB(A)	55	49	37
Voltage V	220-240	220-240	220-240
Frequency Hz	50-60	50-60	50-60
Connection rating W	264	270	289
Motor location	External motor	In hood body	In hood body
Deportable Motor		No	
Number of motors	1	1	1
Total power of the motors W	180	260	275
Operating Mode	Air extraction only	Air extraction only	Recirculating air only
Outlet position	Rear	Rear	Rear
Annual energy consumption kWh/annum	149	99	68
Light efficiency class	G	A	E
Grease filtering energy class	F	C	E
Diameter of air outlet mm	200	150	200
Cable cm - Plug	150 - no Plug	150 - UK	150 - UK
Product Size HxWxD mm	1180 x 725 x 250	369 x 1000 x 500	740 x 875 x 120
Packed Size HxWxD mm	895 x 1390 x 390	700 x 1102 x 515	880 x 1010 x 440
Net Weight kg	60	20	37
Gross Weight kg	80	25	48,5

80 CM DESIGN HOOD KEWVP 80010	120 CM ISLAND HOOD KEIPP 12020	90 CM CHIMNEY HOOD KEWPP 90010	90 CM CHIMNEY HOOD KEWTP 90010	60 CM BUILT-IN EXTRACTOR HOOD KEBES 60010
A	A	A	D	C
2 LED	4 LED	2 LED	2 Halogen	2 Halogen
5	10	5	40	40
801	779	779	-	669
581	603	603	581	581
195	368	368	240	228
73	72	72	-	74
64	66	66	67	70
42	56	56	46	56
220-240	220-240	220-240	220-240	220-240
50	50	50	50-60	50-60
305	310	305	215	315
In hood body	In hood chimney	In hood chimney	In hood chimney	In hood body
No	No	No	No	No
1	1	1	1	1
300	300	300	175	275
Convertible	Convertible	Convertible	Convertible	Convertible
Upper	Upper	Upper	Upper	Upper
56	58	58	111	119
A	A	A	F	E
D	E	E	D	B
150	150	150	150	150
150 - UK	150 - UK	150 - UK	150 - UK	150 - UK
818 x 800 x 434	643 x 1200 x 706	703 x 898 x 500	975 x 898 x 500	379 x 524 x 379
555 x 963 x 963	815 x 1295 x 560	570 x 980 x 435	650 x 980 x 630	405 x 595 x 470
31,8	40,8	23,6	18,85	6,8
41,9	51,9	31,9	22,7	8,7





REFRIGERATORS

*Freshness
preserved
in style*

We know that this is where the magic begins and where inspiration finds its ingredients. KitchenAid refrigerators are designed to keep your ingredients fresh, perfectly stored and within easy reach, ready for your next culinary adventure.



FRIDGE & FREEZERS

BIG CAPACITY

COMBI + COMBI TALL

MONODOOR + ICONIC



WINE CELLARS

FRIDGE & FREEZERS

*Fresh, crisp and perfectly preserved, at KitchenAid
we take care of your ingredients as seriously as you do.*





More space for fresh ideas

Customise the space you need with dynamic and flexible shelves.



SENSOR FRESH TECHNOLOGY

Sensor Fresh technology constantly monitors the temperature and humidity levels inside your refrigerator. When the door is left open or after you pack the fridge with the weekly shop, it senses changes in temperature and humidity and quickly circulates chilled air to restore the correct temperature and optimal humidity level.



DYNAMIC 0°

Dynamic 0° is a dedicated cooling system with temperature sensors. The drawer has a temperature between -2°C and +2°C, and the humidity level in the compartment is automatically adjusted accordingly. Dynamic 0° offers the best possible conditions for specialty cheeses and meats, while keeping crispy salads crisper and leafy vegetables as fresh as the day they were bought.

LED TECHNOLOGY

LED technology delivers long-lasting, low maintenance lighting.



NO-FROST TECHNOLOGY

This system controls the circulation of chilled air inside your refrigerator, ensuring the ideal humidity level while avoiding condensation or the formation of ice on your food and the surfaces inside the refrigerator.



SOFT-CLOSE SYSTEM

All drawers close silently and softly every time with just a gentle touch.

PREMIUM INTERIORS

Seasoned oak, high-quality glass and chrome steel are the materials of choice for two stunning new accessories for your refrigerator: a shelf and Cheese Box that embody KitchenAid's love of design, practical features and versatility.

BIG CAPACITY VERTIGO

*Greatness
inside and out*



Seasoned oak, high-quality glass and chrome steel are the materials of choice for two stunning new accessories for your refrigerator: a shelf and Cheese Box that embody KitchenAid's love of design, practical features and versatility.

Creating and managing space in your refrigerator has never been easier. The shelves can be conveniently split and individually adjusted to any height, transforming the interior into a well-organised, versatile space that's wonderfully practical and designed for all your needs.

TOTAL NO FROST

Vertigo's Total No Frost system is completely automatic so you no longer need to defrost the fridge, Dynamic 0° compartment or multi-temperature drawer. Total No Frost also rapidly cools the fridge so it returns to normal operating temperature even faster after the door has been opened.

AUTOMATIC ICEMAKER

The Vertigo cooling range is equipped with a fully automatic icemaker, connected directly to the water supply, and an integrated water filtering system that guarantees your ice cubes are always completely odourless and tasteless.

FAST COOLING & FREEZING

When you return from doing your food shopping you'll want to chill your groceries fast to keep them fresher for longer.

The special Shopping function lowers the temperature at the touch of a button, ensuring that any large quantities of items are safely and quickly cooled to just the right temperature.

EVEN AIRFLOW SYSTEM

The Even Airflow System distributes the cold air evenly to guarantee independent ventilation in each compartment. This ensures uniform temperatures throughout the compartments, creating the ideal environment for longer food preservation.

DUAL-MOVEMENT HINGES

Patented dual-movement hinges ensure every Vertigo model fits flush with cabinetry and countertops to ensure a sleek, luxurious finish, giving you added flexibility when designing your kitchen. At KitchenAid we understand your need for products that can stand the test of time, so each hinge has a self-balancing movement for guaranteed stability and long-lasting premium performance.





DYNAMIC 0°

Dynamic 0° is a double drawer compartment with a dedicated cooling system and temperature sensors. Just select a temperature between -2°C and +2°C, and the humidity level in the compartment is automatically adjusted accordingly.

Dynamic 0° offers the best possible conditions for specialty cheeses and meats, while keeping crispy salads crisper and leafy vegetables as fresh as the day they were bought.



MULTI-TEMPERATURE DRAWER

Fridge, Dynamic 0° or Freezer: the Vertigo Access menu gives you the freedom to choose how you use the Multi-Temperature Drawer, which can be used as additional fridge space, or switched to Dynamic 0° mode to give you more room for your freshest produce and specialty ingredients. It also functions as a freezer for storing your frozen goods or freezing your favourite homemade dishes, so they are always ready when needed.



PRESERVE & AGE RED WINE

Vertigo offers so much more than a simple wine cooler. With precision temperature and humidity control, Vertigo's Preserve & Age compartment for Red Wine is suitable for preserving and ageing fine red wines. It provides the ideal conditions for corks and allows your precious vintages to develop to their full potential, just as if they were stored in your own underground cellar.

ANTI-VIBRATION SYSTEM

Effective compressor insulation guarantees full protection from vibrations. Vertigo's antivibration system minimises any movement, creating the safest environment for even the most delicate bottles, so you can preserve them to be enjoyed at your leisure or uncorked to celebrate a very special occasion.



THREE LAYERS OF PROTECTION

Vertigo wine cellars are designed with one goal in mind: to recreate the typical storage conditions of an underground cellar so that even your most delicate bottle of wine can retain its colour, flavour and body. Light and temperatures that are too high or low can be detrimental to your wine during storage. This is why KitchenAid designed a triple-glazed door for Vertigo wine cellars to create an effective barrier against UV rays and sudden changes in ambient temperature.



KitchenAid Stainless Steel
KCZCX 20901R
KCZCX 20901L

90 CM INTEGRATED BOTTOM MOUNT REFRIGERATOR

DISTINCTIVE FEATURES

Total No Frost
Dynamic Sensor
Automatic icemaker
Dual-Movement hinges

Humidity control
Dynamic 0°

FUNCTION

Multi-Temperature Drawer
3 Temperature zones
Temperature adjustable
in fridge and freezer

Fast cooling / Fast freezing
function
Vacation mode / Party Mode

INTERIORS

5 Shelves
4 Adjustable shelves
2 Dynamic 0° drawers

3 Adjustable balconies
Bottle balcony

A+ energy class
Energy consumption annual:
409 kWh/annum*
Fridge noise level
44 dBA re 1pW

LED lighting
Net Capacity 432 L
- 336 Refrigerator
- 96 Freezer

AESTHETICS

Touch display
Shelf material Glass / Stainless steel
Stainless steel door

*Energy consumption per year, based on standard test results for 24 hours. Actual energy consumption will depend on how the appliance is used and where it is located.



KitchenAid Stainless Steel
KCZCX 20900R
KCZCX 20900L

90 CM INTEGRATED BOTTOM MOUNT REFRIGERATOR

DISTINCTIVE FEATURES

Total No Frost
Dynamic Sensor
Automatic icemaker
Dual-Movement hinges

Humidity control

FUNCTION

Multi-Temperature Drawer
2 Temperature zones
Temperature adjustable
in fridge and freezer

Fast cooling / Fast freezing
function
Vacation mode / Party Mode

INTERIORS

5 Shelves
4 Adjustable shelves
2 Crisper drawers

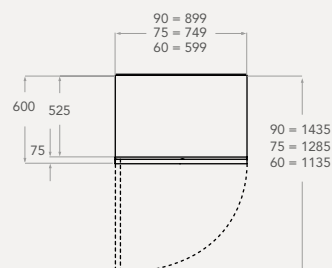
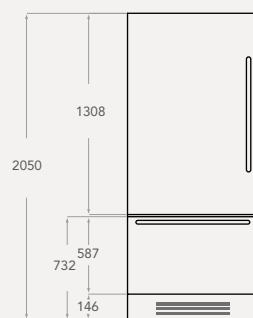
3 Adjustable balconies
Bottle balcony

A+ energy class
Energy consumption annual:
359 kWh/annum*
Fridge noise level
44 dBA re 1pW

LED lighting
Net Capacity 456 L
- 360 Refrigerator
- 96 Freezer

AESTHETICS

Touch display
Shelf material Glass / Stainless steel
Stainless steel door





KitchenAid Stainless Steel
KCZCX 20750R
KCZCX 20750L

75 CM INTEGRATED BOTTOM MOUNT REFRIGERATOR

DISTINCTIVE FEATURES

Total No Frost
Dynamic Sensor
Automatic icemaker
Dual-Movement hinges

Humidity control

FUNCTION

Multi-Temperature Drawer
2 Temperature zones
Temperature adjustable in fridge and freezer

Fast cooling / Fast freezing function
Vacation mode / Party Mode

INTERIORS

3 Shelves
2 Adjustable shelves
2 Crisper drawers

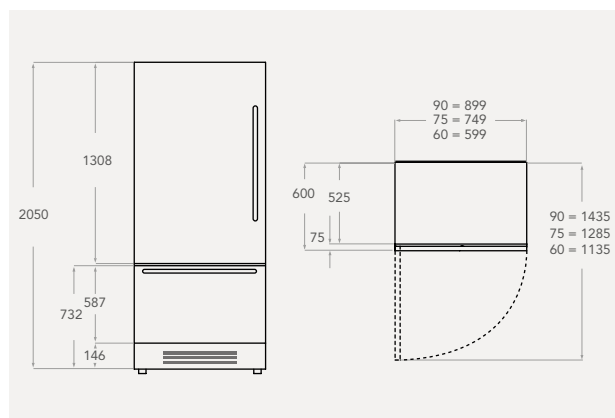
3 Adjustable balconies
Bottle balcony

A+ energy class
Energy consumption annual:
306 kWh/annum*
Fridge noise level
44 dBA re 1 pW

LED lighting
Net Capacity 357 L
- 284 Refrigerator
- 73 Freezer

AESTHETICS

Touch display
Shelf material Glass / Stainless steel
Stainless steel door



KitchenAid Stainless Steel
KCZWX 20900L

90 CM INTEGRATED WINE CELLAR

DISTINCTIVE FEATURES

Total No Frost
Dynamic Sensor
Dual-Movement hinges
Humidity control

Preserve & Age red Wine
Compartment
Triple-glazed protective glass

FUNCTION

Multi-Temperature Drawer
2 Temperature zones
Temperature adjustable in fridge and freezer

Fast cooling / Fast freezing function
Vacation mode / Party Mode

INTERIORS

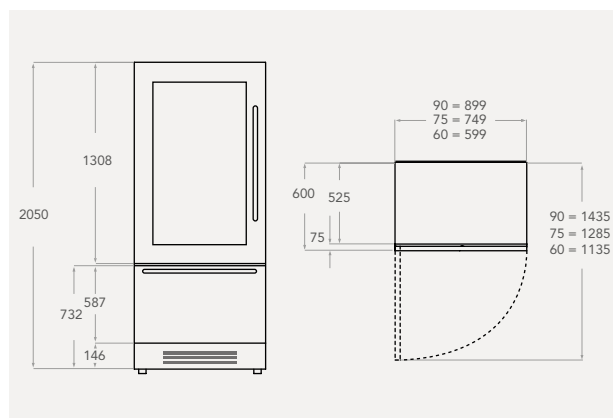
9 Shelves
2 Crisper drawers

A+ energy class
Energy consumption annual:
340 kWh/annum*
Fridge noise level
44 dBA re 1 pW

LED lighting
Net Capacity 432 L
- 336 Refrigerator
- 96 Freezer
Capacity: 81 bottles

AESTHETICS

Touch display
Shelf material Wood - Oak / Stainless steel
Stainless steel door





KitchenAid Stainless Steel
KCZWX 20600R
KCZWX 20600L

60 CM INTEGRATED WINE CELLAR

DISTINCTIVE FEATURES

Total No Frost
Dynamic Sensor
Dual-Movement hinges
Humidity control

Preserve & Age red Wine
Compartment
Triple-glazed protective glass

FUNCTION

Multi-Temperature Drawer
2 Temperature zones
Temperature adjustable
in fridge and freezer

Fast cooling / Fast freezing
function
Vacation mode / Party Mode

INTERIORS

9 Shelves
2 Crisper drawers

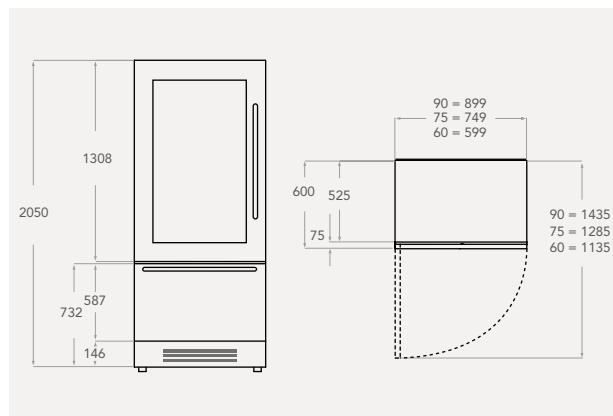
A+ energy class
Energy consumption annual:
380 kWh/annum*
Fridge noise level
44 dBA re 1 pW

LED lighting
Net Capacity 360 L
- 275 Refrigerator
- 85 Freezer
Capacity: 45 bottles

AESTHETICS

Touch display
Shelf material Wood - Oak / Stainless steel
Stainless steel door

*Energy consumption per year, based on standard test results for 24 hours. Actual energy consumption will depend on how the appliance is used and where it is located.



KitchenAid Stainless Steel
KCVCX 20901R
KCVCX 20901L

90 CM BUILT-IN BOTTOM MOUNT REFRIGERATOR

DISTINCTIVE FEATURES

Total No Frost
Dynamic Sensor
Automatic icemaker
Dual-Movement hinges

Humidity control
Dynamic 0°

FUNCTION

Multi-Temperature Drawer
3 Temperature zones
Temperature adjustable
in fridge and freezer

Fast cooling / Fast freezing
function
Vacation mode / Party Mode

INTERIORS

5 Shelves
4 Adjustable shelves
2 Dynamic 0° drawers

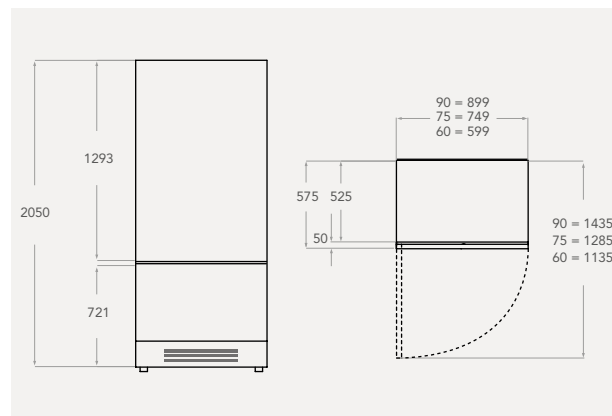
2 Freezing drawers
3 Adjustable balconies
Bottle balcony

A+ energy class
Energy consumption annual:
382 kWh/annum*
Fridge noise level
44 dBA re 1 pW

LED lighting
Net Capacity 432 L
- 336 Refrigerator
- 96 Freezer

AESTHETICS

Touch display
Shelf material Glass / Stainless steel





KitchenAid Stainless Steel
KVCX 20900R
KVCX 20900L



KitchenAid Stainless Steel
KVCX 20750R
KVCX 20750L

90 CM BUILT-IN BOTTOM MOUNT REFRIGERATOR

DISTINCTIVE FEATURES

Total No Frost
Dynamic Sensor
Automatic icemaker
Dual-Movement hinges

Humidity control

FUNCTION

Multi-Temperature Drawer
2 Temperature zones
Temperature adjustable
in fridge and freezer

Fast cooling / Fast freezing
function
Vacation mode / Party Mode

INTERIORS

5 Shelves
4 Adjustable shelves
2 Crisper drawers

2 Freezing drawers
3 Adjustable balconies
Bottle balcony

A+ energy class
Energy consumption annual:
409 kWh/annum*
Fridge noise level
44 dBA re 1 pW

LED lighting
Net Capacity 456 L
- 360 Refrigerator
- 96 Freezer

AESTHETICS

Touch display
Shelf material Glass / Stainless steel



75 CM BUILT-IN BOTTOM MOUNT REFRIGERATOR

DISTINCTIVE FEATURES

Total No Frost
Dynamic Sensor
Automatic icemaker
Dual-Movement hinges

Humidity control

FUNCTION

Multi-Temperature Drawer
2 Temperature zones
Temperature adjustable
in fridge and freezer

Fast cooling / Fast freezing
function
Vacation mode / Party Mode

INTERIORS

3 Shelves
2 Adjustable shelves
2 Crisper drawers

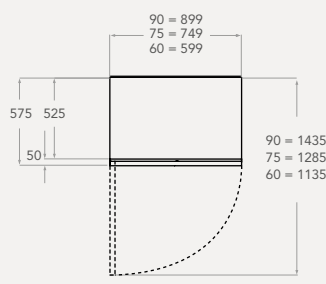
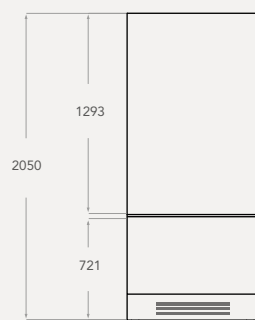
2 Freezing drawers
3 Adjustable balconies
Bottle balcony

A+ energy class
Energy consumption annual:
306 kWh/annum*
Fridge noise level
44 dBA re 1 pW

LED lighting
Net Capacity 357 L
- 284 Refrigerator
- 73 Freezer

AESTHETICS

Touch display
Shelf material Glass / Stainless steel





KitchenAid Stainless Steel
KCVWX 20900L

90 CM BUILT-IN WINE CELLAR

DISTINCTIVE FEATURES

Total No Frost
Dynamic Sensor
Dual-Movement hinges

Humidity Control
Preserve & Age Red Wine
Compartment

FUNCTION

Multi-Temperature Drawer
2 Temperature zones
Temperature adjustable
in fridge and freezer

Fast cooling / Fast freezing
function
Vacation mode / Party Mode

INTERIORS

9 Shelves
2 Crisper drawers

A+ energy class
Energy consumption annual:
340 kWh/annum*
Fridge noise level
44 dBA re 1pW

LED lighting
Net Capacity 456 L
- 360 Refrigerator
- 96 Freezer
Capacity: 81 bottles

AESTHETICS

Touch display
Shelf material Wood - Oak / Stainless steel



KitchenAid Stainless Steel
KCVWX 20600R
KCVWX 20600L

60 CM BUILT-IN WINE CELLAR

DISTINCTIVE FEATURES

Total No Frost
Dynamic Sensor
Dual-Movement hinges

Humidity Control
Preserve & Age Red Wine
Compartment

FUNCTION

Multi-Temperature Drawer
2 Temperature zones
Temperature adjustable
in fridge and freezer

Fast cooling / Fast freezing
function
Vacation mode / Party Mode

INTERIORS

9 Shelves
2 Crisper drawers

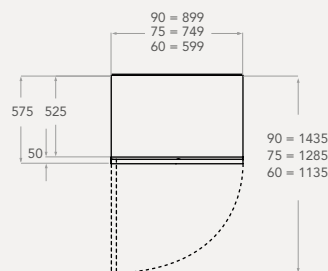
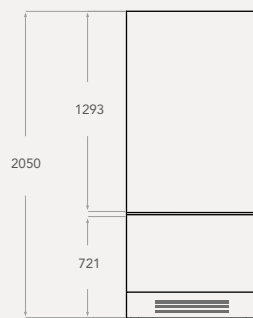
A+ energy class
Energy consumption annual:
285 kWh/annum*
Fridge noise level
44 dBA re 1pW

LED lighting
Net Capacity 202 L
- 147 Refrigerator
- 55 Freezer
Capacity: 45 bottles

AESTHETICS

Touch display
Shelf material Wood - Oak / Stainless steel

*Energy consumption per year, based on standard test results for 24 hours. Actual energy consumption will depend on how the appliance is used and where it is located.



KIT FOR 60 CM WINE CELLAR

KACKX 00060



**KIT FOR 60 CM WINE CELLAR
+ 90 CM REFRIGERATOR**

KACKX 09060



FREESTANDING STAINLESS STEEL SHELL KITS

CENTRAL LINKING KIT

KACKX 90675 - Linking kit for 3 units FS: 90+60+75cm full top + 2 central kits

KACLS 00000 - Central linking kit for integrated models (Silver)

KACLW 00000 - Central linking kit for built-in models (White)

KIT FOR 90 CM REFRIGERATOR

KACKX 00090

**KIT FOR 90 CM REFRIGERATOR
+ 90 CM REFRIGERATOR**

KACKX 09090



For more details regarding the installation,
please consult the **INSTALLATION INSTRUCTIONS**
available on the KitchenAid website.

The models and prices shown do not include the appliances.

KIT FOR 75 CM REFRIGERATOR

KACKX 00075



**KIT FOR 60 CM WINE CELLAR
+ 75 CM REFRIGERATOR**

KACKX 07560



FREESTANDING STAINLESS STEEL SHELL KITS

CENTRAL LINKING KIT

KACKX 90675 - Linking kit for 3 units FS: 90+60+75cm full top + 2 central kits

KACLS 00000 - Central linking kit for integrated models (Silver)

KACLW 00000 - Central linking kit for built-in models (White)

**KIT FOR 90 CM REFRIGERATOR
+ 75 CM REFRIGERATOR**

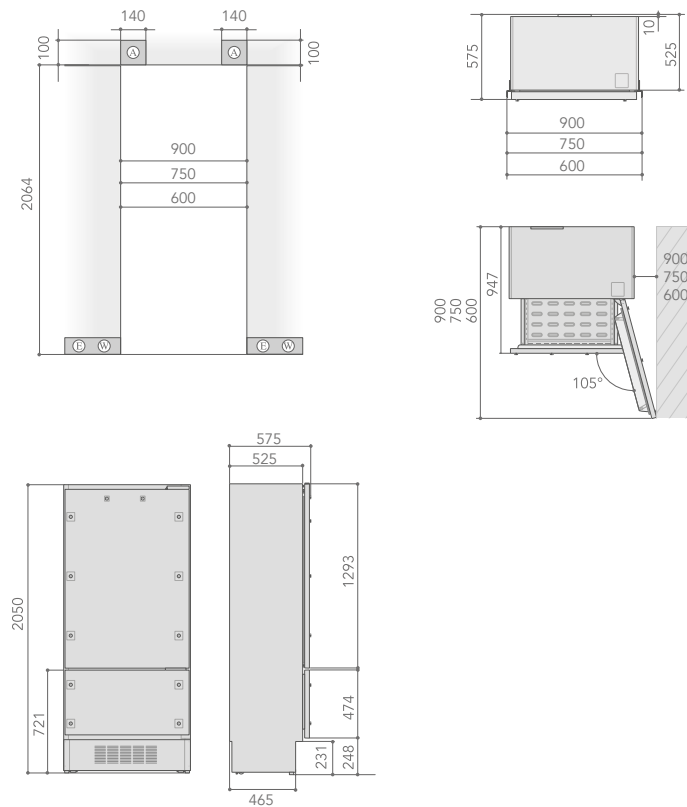
KACKX 07590



For more details regarding the installation,
please consult the **INSTALLATION INSTRUCTIONS**
available on the KitchenAid website.

The models and prices shown do not include the appliances.

FREESTANDING



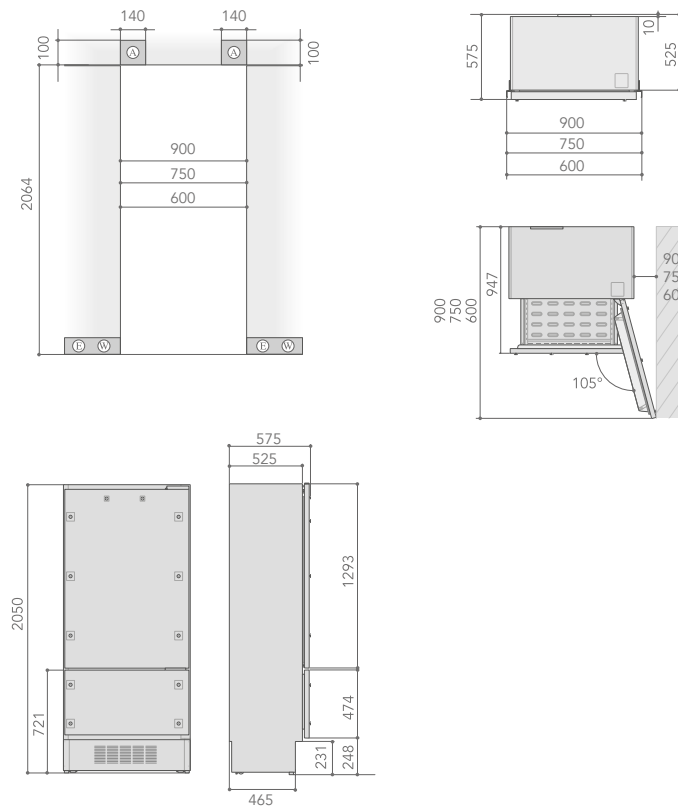
RECESS WIDTH FOR BUILT-IN COMBINATIONS

	LATERAL LINKING KIT (mm)	UNIT (mm)	CENTRAL LINKING KIT (mm)	UNIT (mm)	CENTRAL LINKING KIT (mm)	UNIT (mm)	LATERAL LINKING KIT (mm)	TOTAL RECESS (mm)
90 cm + 60 cm	6.5	887	13	-	-	587	6.5	1,500
90 cm + 75 cm	6.5	887	13	-	-	737	6.5	1,680
90 cm + 90 cm	6.5	887	13	-	-	887	6.5	1,800
90 cm + 60 cm + 75 cm	6.5	887	13	587	13	737	6.5	2,250

The lateral linking kit is included in the product. | Central linking kit KAC LW 00000

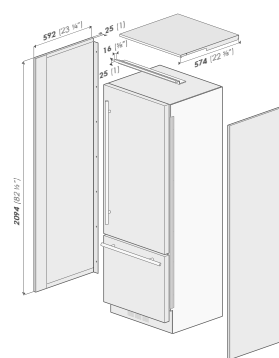
For more details regarding the installation, please consult the INSTALLATION INSTRUCTIONS available on the KitchenAid website.

INTEGRATED



FREESTANDING KIT

SERIES	WIDTH WITH FREESTANDING KIT
60 cm	650 mm
75 cm	800 mm
90 cm	950 mm
90 cm + 60 cm	1,550 mm
90 cm + 75 cm	1,700 mm
90 cm + 90 cm	1,850 mm



The lateral linking kit is included in the product. | Central linking kit KACLS 00000

IMPORTANT

Once completed the appliance may be placed against the wall, taking into consideration though that the door opens at 90° so that drawers may be opened and pulled out. The distance between the side of the refrigerator and the wall is required for the sole purpose of allowing the door to be fully opened (105°).

BIG CAPACITY SIDE-BY-SIDE

*Open the door
to brilliance*



Separate fridge and freezer settings offer total, flexible control, and the Sensor Fresh technology ensures the ideal temperature and humidity levels to keep produce fresher for longer. The Dynamic 0° drawer creates the best possible conditions for meats, fish and dairy products, and keeps fruit and vegetables as fresh as the day they were picked, while the shock freezer can be

activated on demand and freezes up to 2 kg of food in just four hours. As an A++ rated appliance, its energy efficiency is matched only by its efficient space management. Maximising the 615-litres capacity is easy with versatile interiors, glass shelving and LED lighting that lets you see everything at a glance, while balcony shelves and multiple drawers ensure a place for everything.



SENSOR FRESH TECHNOLOGY

Sensor Fresh technology constantly monitors the temperature and humidity levels inside your refrigerator. When the door is left open or if you pack the fridge with the weekly shop, it senses changes in temperature and humidity and quickly circulates chilled air to restore the correct temperature and optimal humidity level.



DYNAMIC 0°

Dynamic 0° guarantees that all fresh produce, meat, fish and dairy are preserved in the optimum conditions in this special zone.

PREMIUM INTERIORS

Seasoned oak, high-quality plexiglas and chrome steel are the materials of choice for two stunning new accessories for your refrigerator: a shelf and Cheese Box that embody KitchenAid's love of design, practical features and versatility.



SHOCK FREEZER

The KitchenAid shock freezer delivers on our promise of professional performances. It cools or freezes, preserving the aroma, taste and nutritional value of the food with its two professional functions:

BLAST CHILLING

+3°C

THE BLAST CHILLING FUNCTION REDUCES THE TEMPERATURE OF OVEN-HOT COOKED FOOD TO +3°C, GOOD FOR THOSE RECIPES WHERE YOU NEED TO STOP THE COOKING OF THE INGREDIENTS DIRECTLY.

SHOCK FREEZING

-18°C

SHOCK FREEZING QUICKLY LOWERS THE FOOD'S CORE TEMPERATURE TO -18°C, GOOD FOR THE TEXTURE, TASTE, NUTRITION AND COLOUR OF THE INGREDIENTS TO COOK THEM LATER.



KitchenAid Stainless Steel
KCBPX 18120

SIDE-BY-SIDE BUILT-IN

DISTINCTIVE FEATURES

No Frost
Sensor Fresh technology
Dynamic 0°
Shock freezer
Antibacterial Filter Hygiene
Humidity control
 LED lighting
 Adjustable shelves

ACCESSORIES

Haute Cuisine Shelf /
 Bottles Rack - Oak
 Cheese Box - Oak
 Bottle shelf
 Bottle holder
 Egg tray
 Ice cube tray

AESTHETICS

Touch display
 Shelf material Glass

INTERIORS

2 Crisper drawers
3 Shelves in fridge
3 Adjustable Shelves in fridge
5 Adjustable Balconies
7 Freezing compartment

A++ energy class

Energy consumption annual:
 237 kWh/annum*

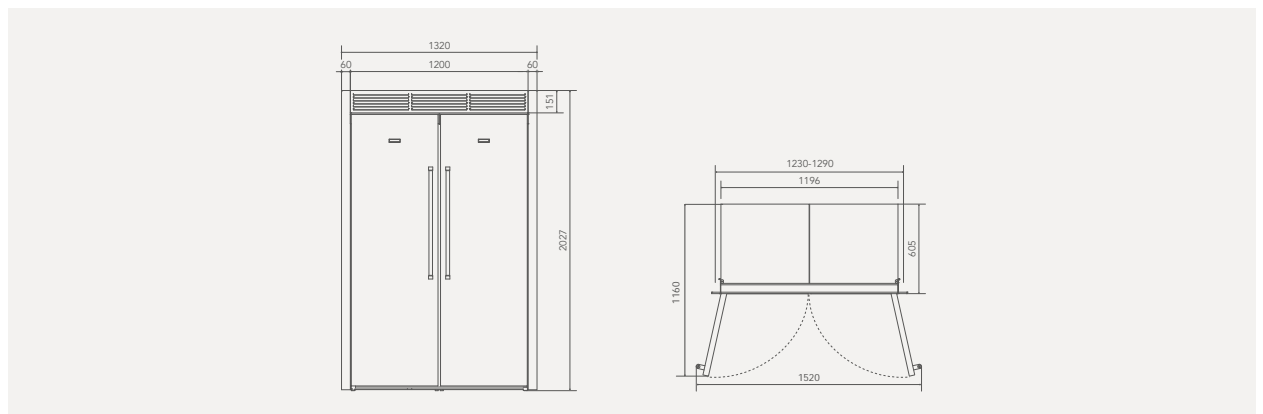
Fridge noise level

38 dBA re 1 pW

Net Capacity 615 L

- 363 Refrigerator
 - 252 Freezer

*Energy consumption per year, based on standard test results for 24 hours. Actual energy consumption will depend on how the appliance is used and where it is located.





KitchenAid Stainless Steel
KCFPX 18120

SIDE-BY-SIDE FREESTANDING

DISTINCTIVE FEATURES

No Frost
Sensor Fresh technology
Dynamic 0°
Shock freezer
Antibacterial Filter Hygiene
Humidity control
 LED lighting
 Adjustable shelves

ACCESSORIES

Haute Cuisine Shelf /
 Bottles Rack - Oak
 Cheese Box - Oak
 Bottle shelf
 Bottle holder
 Egg tray
 Ice cube tray

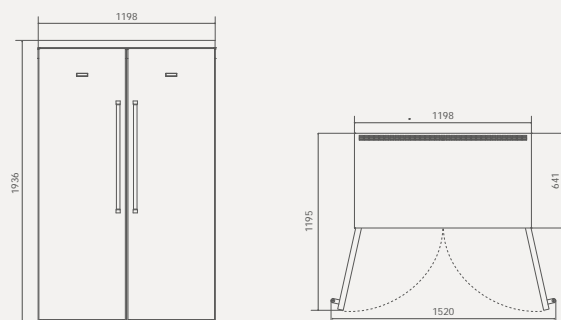
AESTHETICS

Touch display
 Shelf material Glass

INTERIORS

2 Crisper drawers
3 Shelves in fridge
3 Adjustable Shelves in fridge
5 Adjustable Balconies
7 Freezing compartment

A++ energy class
 Energy consumption annual:
 77 kWh/annum*
 Fridge noise level
38 dBA re 1pW
Net Capacity 615 L
 - 363 Refrigerator
 - 252 Freezer



COMBI
+ COMBI TALL

*Fresh, crisp and
perfectly preserved*



Inspired by professional kitchens, the new KitchenAid built-in fridge-freezers combine smart, deluxe details and cutting-edge technology to preserve your food with the special care it deserves.

As well as maintaining all the natural flavour and freshness of your ingredients, their design makes them a bold, captivating presence in your kitchen and their amazing multifunctional accessories maximise the versatile and functional space inside.

SENSOR FRESH TECHNOLOGY

Sensor Fresh technology constantly monitors the temperature and humidity levels inside your refrigerator. When the door is left open or after you pack the fridge with your weekly shop, it senses changes in temperature and humidity, and quickly circulates chilled air to restore the correct temperature and optimal humidity level.



NO-FROST TECHNOLOGY

This system controls the circulation of chilled air inside your refrigerator, ensuring the ideal humidity level while avoiding condensation or the formation of ice on your food and the surfaces inside the refrigerator.



DYNAMIC 0°

Dynamic 0° is a drawer compartment with a temperature between -2°C and +2°C.

PRO-AIR FAN

The Pro-air fan continuously monitors the temperature and humidity in your fridge, creating the ideal conditions for storing your food, allowing it to be preserved for up to four times longer.

SOFT-CLOSE SYSTEM

LED TECHNOLOGY

WOODEN INTERIORS

DOOR SHELVES

EXTRA SPACE

COMBI + COMBI TALL



W 70CM

*Distinctive design
and dimension*

This technologically advanced refrigerator is designed to guarantee maximum versatility in your kitchen. At 70cm wide and standing at 193cm tall, it provides a generous net capacity of 400 litres. Equipped with Delicates drawer and humidity control technology, it manages the temperature in the fridge and freezer in an intelligent way, while premium interiors and fine wooden accessories add a refined touch.







White
KCBDR 20700.1



White
KCBDS 20701.1

COMBI TALL 400

DISTINCTIVE FEATURES

Direct Cool
Extra Capacity
Sensor Fresh Technology
Fast cooling switch

Fast freezing compartment
Antibacterial Filter Hygiene
Crisper drawer

INTERIORS

5 Shelves
(in fridge compartment)
3 Adjustable shelves
(in fridge compartment)
3 Adjustable balconies
(in fridge compartment)

3 Freezing drawers
2 Freezing shelves
Bottle balcony
Wooden shelf

ACCESSORIES

Haute Cuisine Shelf /
Bottles Rack - Oak
Cheese Box - Oak

Egg tray
Ice cube tray
Bottle rack

A++ energy class
Energy consumption annual:
258 kWh/annum*
Fridge noise level
35 dBA re 1 pW

LED lighting
Net Capacity 400 L
- 299 Refrigerator
- 101 Freezer

AESTHETICS

Touch display
Rail

Shelf material Glass / Oak

COMBI TALL 400

DISTINCTIVE FEATURES

Direct Cool
Delicates drawer
Sensor Fresh Technology
Fast freezing compartment

Soft Closing Door
Humidity control
Antibacterial Filter Hygiene
Door open alarm

INTERIORS

6 Shelves
(in fridge compartment)
3 Adjustable shelves
(in fridge compartment)
4 Adjustable balconies
(in fridge compartment)

3 Freezing drawers
2 Freezing shelves
Bottle balcony
Wooden shelf

ACCESSORIES

Haute Cuisine Shelf /
Bottles Rack - Oak
Cheese Box - Oak

Egg tray
Ice cube tray
Bottle rack

A++ energy class
Energy consumption annual:
258 kWh/annum*
Fridge noise level
35 dBA re 1 pW

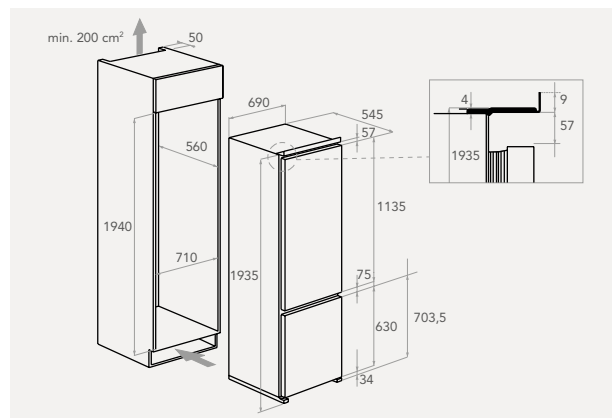
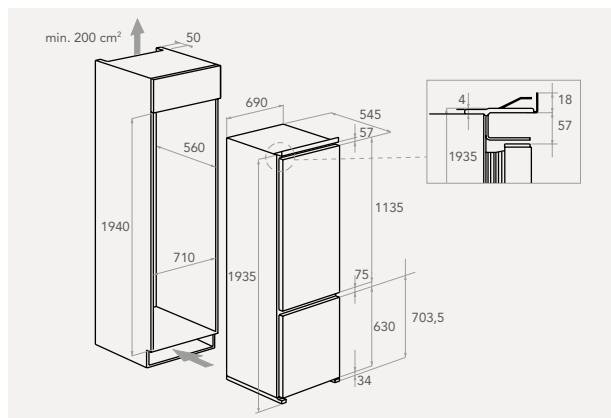
LED lighting
Net Capacity 400 L
- 299 Refrigerator
- 101 Freezer

AESTHETICS

Touch display
Setmo

Shelf material Glass / Oak

*Energy consumption per year, based on standard test results for 24 hours. Actual energy consumption will depend on how the appliance is used and where it is located.





White
KCBCS 20600.1



White
KCBCR 20600.1

193 CM FRIDGE-FREEZER

DISTINCTIVE FEATURES

No Frost

Sensor Fresh Technology

Fast cooling switch

Fast freezing compartment

Soft Closing Door

Humidity control

Antibacterial Filter Hygiene

Door open alarm

INTERIORS

1 Crisper drawer

5 Shelves in Fridge

4 Adjustable Shelves in Fridge

4 Adjustable Balconies

3 Freezing drawers

Bottle balcony

ACCESSORIES

Haute Cuisine Shelf /

Wine Rack - Oak

Cheese Box

Bottle holder

Bottle separator

Egg tray

Ice cube tray

A+ energy class

Energy consumption annual:

314 kWh/annum*

Fridge noise level

38 dBA re 1pW

LED lighting

Net Capacity 300 L

- 237 Refrigerator

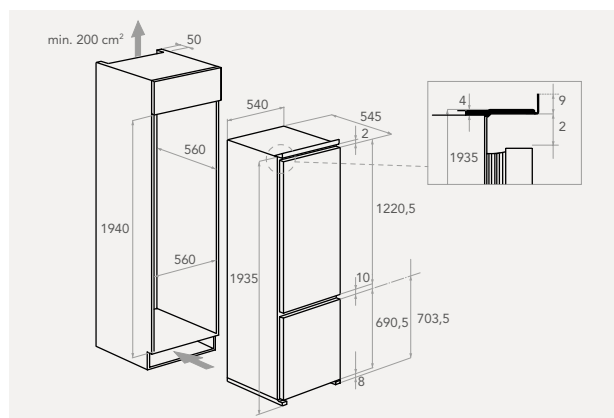
- 63 Freezer

AESTHETICS

Touch display

Setmo

Shelf material Glass / Oak



193 CM FRIDGE-FREEZER

DISTINCTIVE FEATURES

No Frost

Sensor Fresh Technology

Fast cooling switch

Fast freezing compartment

Humidity control

Antibacterial Filter Hygiene

Door open alarm

INTERIORS

1 Crisper drawer

5 Shelves in Fridge

4 Adjustable Shelves in Fridge

4 Adjustable Balconies

3 Freezing drawers

Bottle balcony

ACCESSORIES

Haute Cuisine Shelf /

Wine Rack - Oak

Cheese Box

Bottle holder

Bottle separator

Egg tray

Ice cube tray

A+ energy class

Energy consumption annual:

314 kWh/annum*

Fridge noise level

38 dBA re 1pW

LED lighting

Net Capacity 300 L

- 237 Refrigerator

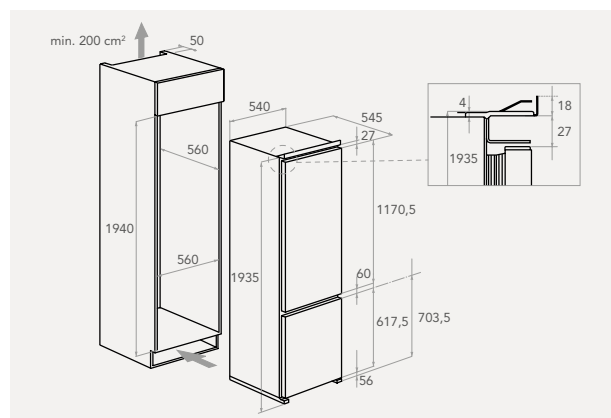
- 63 Freezer

AESTHETICS

Touch display

Rail

Shelf material Glass





White
KCBCS 18600.1

177 CM FRIDGE-FREEZER

DISTINCTIVE FEATURES

No Frost	Soft Closing Door
Dynamic 0°	Humidity control
Sensor Fresh Technology	Antibacterial Filter Hygiene
Fast freezing compartment	Door open alarm

INTERIORS

1 Crisper drawer	2 Adjustable Balconies
4 Shelves in Fridge	3 Freezing drawers
3 Adjustable Shelves in Fridge	Bottle balcony

ACCESSORIES

Haute Cuisine Shelf /	Bottle holder
Wine Rack - Oak	Bottle separator
Cheese Box	Egg tray
	Ice cube tray

A+ energy class	LED lighting
Energy consumption annual: 294 kWh/annum*	Net Capacity 258 L
Fridge noise level	- 195 Refrigerator
38 dBA re 1 pW	- 63 Freezer

AESTHETICS

Touch display
Shelf material Glass
Setmo



White
KCBCR 18600.1

177 CM FRIDGE-FREEZER

DISTINCTIVE FEATURES

No Frost	Humidity control
Dynamic 0°	Antibacterial Filter Hygiene
Sensor Fresh Technology	Door open alarm
Fast freezing compartment	

INTERIORS

4 Shelves in Fridge	3 Freezing drawers
3 Adjustable Shelves in Fridge	Bottle balcony
4 Adjustable Balconies	

ACCESSORIES

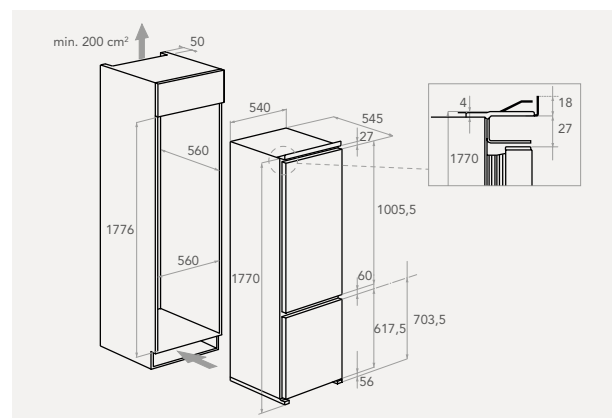
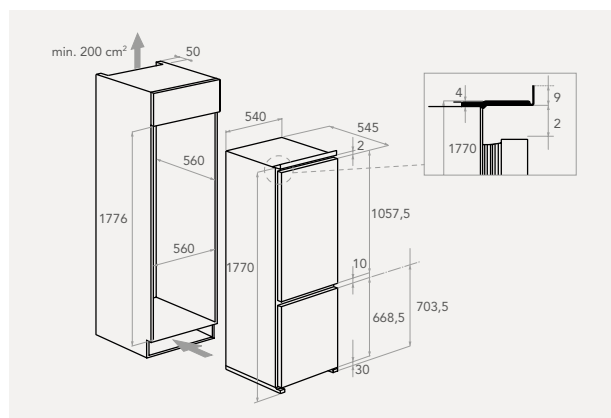
Haute Cuisine Shelf /	Bottle holder
Wine Rack - Oak	Bottle separator
Cheese Box	Egg tray
	Ice cube tray

A+ energy class	LED lighting
Energy consumption annual: 294 kWh/annum*	Net Capacity 258 L
Fridge noise level	- 195 Refrigerator
38 dBA re 1 pW	- 63 Freezer

AESTHETICS

Touch display
Shelf material Glass
Rail

*Energy consumption per year, based on standard test results for 24 hours. Actual energy consumption will depend on how the appliance is used and where it is located.





White
KCBDS 18600.1



White
KCBDR 18602

177 CM FRIDGE-FREEZER

DISTINCTIVE FEATURES

Direct Cool

Sensor Fresh Technology

Fast freezing compartment

Soft Closing Door

Humidity control

Antibacterial Filter Hygiene

Door open alarm

INTERIORS

1 Crisper drawer

4 Shelves in Fridge

3 Adjustable Shelves in Fridge

3 Adjustable Balconies

3 Freezing drawers

Bottle balcony

ACCESSORIES

Haute Cuisine Shelf /

Wine Rack - Oak

Cheese Box

Bottle holder

Bottle separator

Egg tray

Ice cube tray

A++ energy class

Energy consumption annual:

232 kWh/annum*

Fridge noise level

35 dBA re 1 pW

LED lighting

Net Capacity 269 L

- 189 Refrigerator

- 80 Freezer

AESTHETICS

Touch display

Shelf material Glass

Setmo

177 CM FRIDGE-FREEZER

DISTINCTIVE FEATURES

Direct Cool

Dynamic 0°

Fast freezing compartment

Humidity control

Antibacterial Filter Hygiene

Door open alarm

INTERIORS

1 Crisper drawer

4 Shelves in Fridge

3 Adjustable Shelves in Fridge

3 Adjustable Balconies

3 Freezing drawers

Bottle balcony

ACCESSORIES

Haute Cuisine Shelf /

Wine Rack - Oak

Cheese Box

Bottle holder

Bottle separator

Egg tray

Ice cube tray

A++ energy class

Energy consumption annual:

232 kWh/annum*

Fridge noise level

35 dBA re 1 pW

LED lighting

Net Capacity 269 L

- 189 Refrigerator

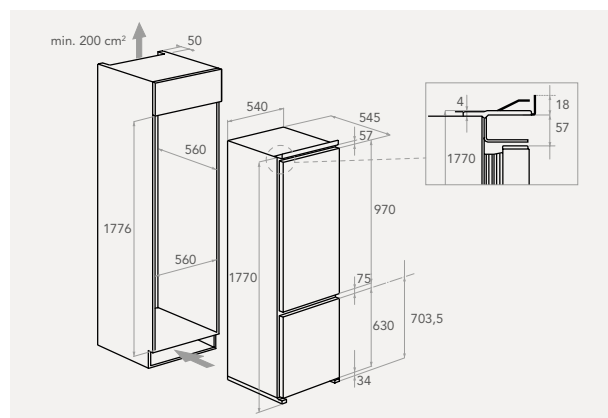
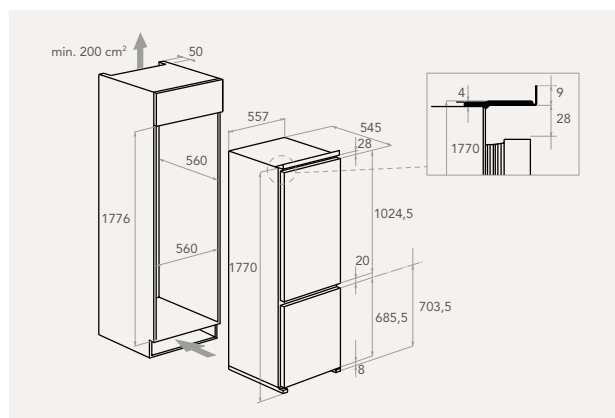
- 80 Freezer

AESTHETICS

Touch display

Shelf material Glass

Rail





White
KCBDR 18600.1

177 CM FRIDGE-FREEZER

DISTINCTIVE FEATURES

Sensor Fresh Technology

Fast freezing compartment
Humidity control
Antibacterial Filter Hygiene
Door open alarm

ACCESSORIES

Haute Cuisine Shelf /
Wine Rack - Oak
Cheese Box
Bottle holder
Bottle separator
Egg tray
Ice cube tray

AESTHETICS

Touch display
Shelf material Glass
Rail

INTERIORS

1 Crisper drawer
5 Shelves in Fridge
4 Adjustable Shelves in Fridge
3 Adjustable Balconies
3 Freezing drawers
Bottle balcony

A+ energy class

Energy consumption annual: 299 kWh/annum*

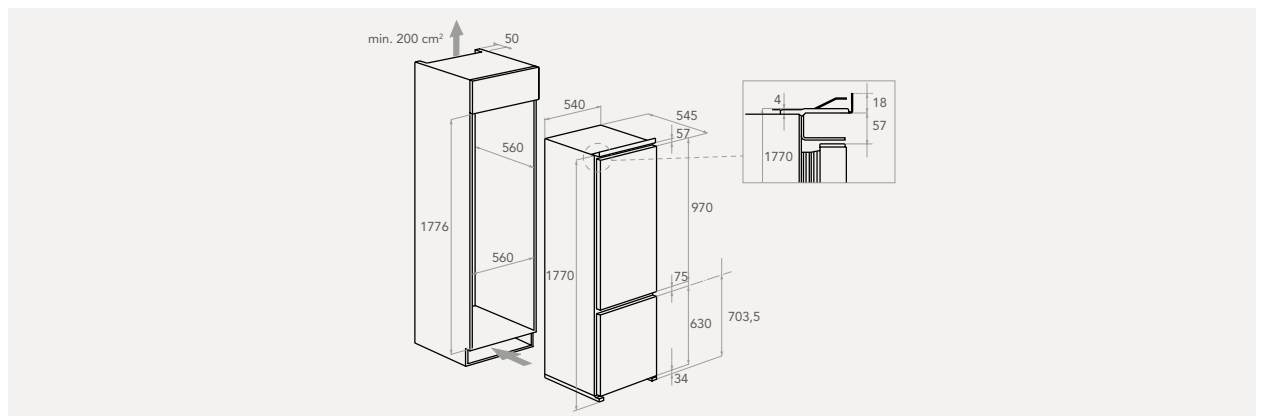
Fridge noise level **35 dBA re 1 pW**

LED lighting

Net Capacity 275 L

- 195 Refrigerator
- 80 Freezer

*Energy consumption per year, based on standard test results for 24 hours. Actual energy consumption will depend on how the appliance is used and where it is located.



MONODOOR + ICONIC



Our single-door refrigerators are designed to give you more outstanding features in a relatively smaller space, while our new

Iconic Fridge, with its timeless design, makes a bold statement, turning your kitchen into a modern art gallery.

PRO-AIR FAN

The Pro-air fan continuously monitors the temperature and humidity in your fridge, creating the ideal conditions for storing your food, allowing it to be preserved for up to four times longer.



SENSOR FRESH TECHNOLOGY

Sensor Fresh technology constantly monitors the temperature and humidity levels inside your refrigerator. When the door is left open or after you pack the fridge with the weekly shop, it senses changes in temperature and humidity and quickly circulates chilled air to restore the correct temperature and optimal humidity level.



NO-FROST TECHNOLOGY

This system controls the circulation of chilled air inside your refrigerator, ensuring the ideal humidity level while avoiding condensation or the formation of ice on your food and the surfaces inside the refrigerator.



**ELECTRONIC CONTROL
WITH DIGITAL DISPLAY**

SOFT-CLOSE SYSTEM

LED TECHNOLOGY

PREMIUM INTERIORS

DOOR SHELVES



White
KCBNS 14600.1



White
KCBNS 12600

139 CM REFRIGERATOR MONODOOR

DISTINCTIVE FEATURES

Sensor Fresh Technology

Soft closing door

Antibacterial Filter Hygiene

LED lighting

Stop Cooling

INTERIORS

5 Shelves in fridge

4 Adjustable Shelves in fridge

2 Crisper drawers

3 Adjustable Balconies

Bottle balcony

ACCESSORIES

Bottle holder

Bottle separator

Egg tray

Cheese boxes

A++ energy class

Energy consumption annual:

107 kWh/annum*

Noise level **35 dBA**

Net Capacity 240 L

AESTHETICS

Touch display

Shelf material Glass

Setmo

122 CM REFRIGERATOR MONODOOR

DISTINCTIVE FEATURES

Soft closing door

LED lighting

INTERIORS

5 Shelves in fridge

4 Adjustable Shelves in fridge

1 Crisper drawer

4 Adjustable Balconies

Bottle balcony

ACCESSORIES

Bottle holder

Bottle separator

Egg tray

Cheese boxes

A++ energy class

Energy consumption annual:

103 kWh/annum*

Noise level **35 dBA**

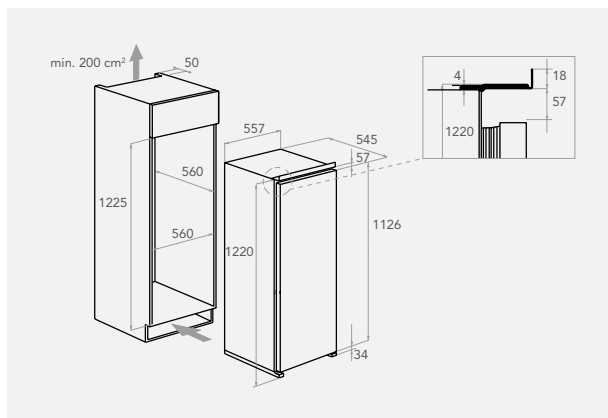
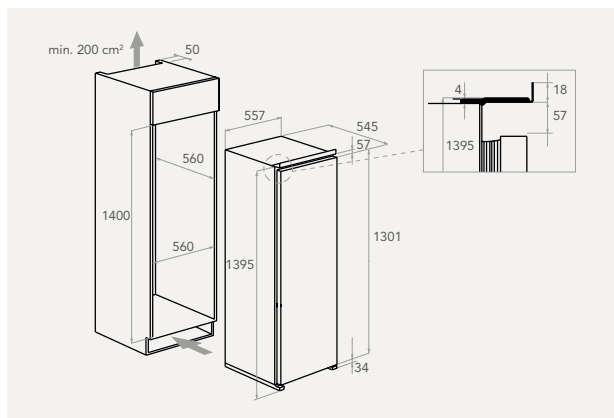
Net Capacity 210 L

AESTHETICS

Touch display

Shelf material Glass

Setmo





White
KCBNR 12600.1

122 CM MONODOOR REFRIGERATOR

DISTINCTIVE FEATURES

Sensor Fresh Technology

LED lighting
Stop Cooling

INTERIORS

5 Shelves in fridge
4 Adjustable Shelves in fridge
1 Crisper drawer
4 Adjustable Balconies
Bottle balcony

ACCESSORIES

Bottle holder
Bottle separator
Egg tray

A++ energy class

Energy consumption annual: 103 kWh/annum*

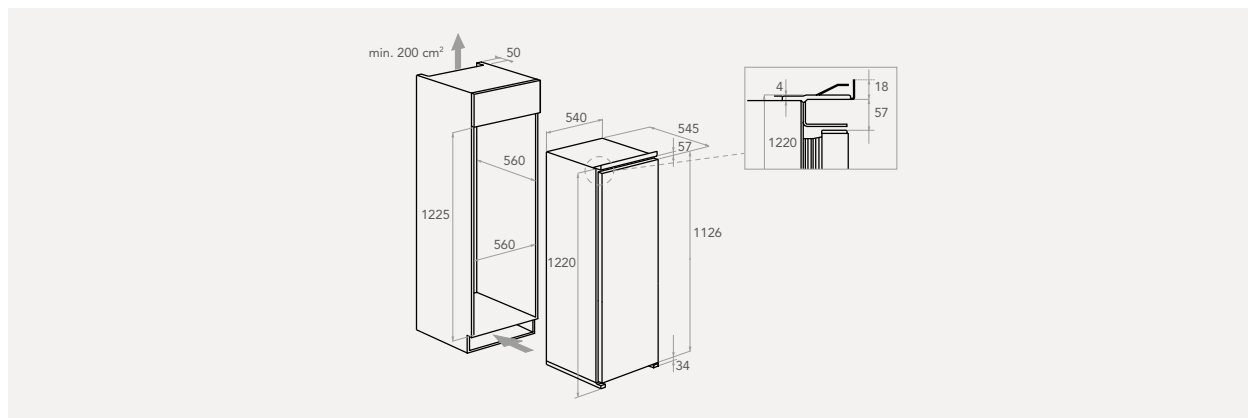
Noise level **35 dBa**

Net Capacity 209 L

AESTHETICS

Buttons display
Shelf material Glass
Rail

*Energy consumption per year, based on standard test results for 24 hours. Actual energy consumption will depend on how the appliance is used and where it is located.



ICONIC

A new icon is born



DESIGNED TO BE DIFFERENT

On the inside you will find the superior characteristics that make the Iconic Fridge unique. Electronic controls and touch user interface make it intuitive and friendly to use. Additionally, the fridge is equipped with Sensor Fresh technology that constantly monitors the temperature and humidity levels inside your refrigerator, keeping your ingredients fresh for longer. A generous 230-litre net capacity, and low maximum noise level of 38 db, make the Iconic Fridge the ultimate blend of style and performance.



red dot design award



REVOLUTIONARY DESIGN

For KitchenAid, design and beauty are essential ingredients when creating new appliances. With our new Iconic Fridge, we continue to celebrate timeless beauty and design. Available in three striking colours: empire red, almond cream and onyx black, the Iconic Fridge brings a new icon into your kitchen.



ICONIC DETAILS

With its full metal door and top, its chrome handle which mirrors the aesthetic of the Artisan mixer, finished with our brand medallion and chrome plinth, the KitchenAid Iconic Fridge makes a bold statement.







Empire Red
KCFME 60150.1R
KCFME 60150.1L

Onyx Black
KCFMB 60150.1R
KCFMB 60150.1L

Almond Cream
KCFMA 60150.1R
KCFMA 60150.1L

ICONIC FRIDGE

DISTINCTIVE FEATURES

Sensor Fresh Technology

Fast cooling

Antibacterial Filter Hygiene

INTERIORS

3 Adjustable shelves

1 Crisper drawer

3 Fridge adjustable balconies

Bottle balcony

ACCESSORIES

Bottle separator

Egg tray

A++ energy class

Energy consumption annual: 179 kWh/annum*

Fridge noise level **38 dBA re 1 pW**

LED lighting

Net Capacity 230 L

- 205 Refrigerator

- 25 Freezer

AESTHETICS

Touch display

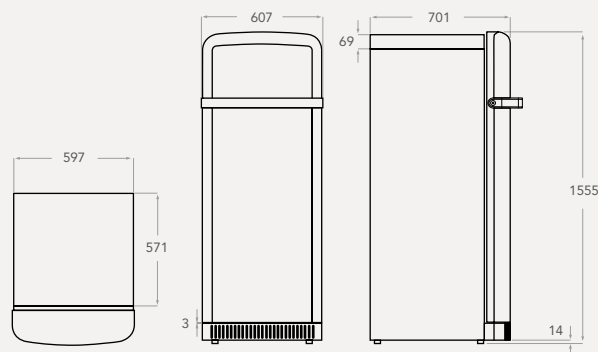
Shelf material Glass with profile



reddot design award



*Energy consumption per year, based on standard test results for 24 hours. Actual energy consumption will depend on how the appliance is used and where it is located.

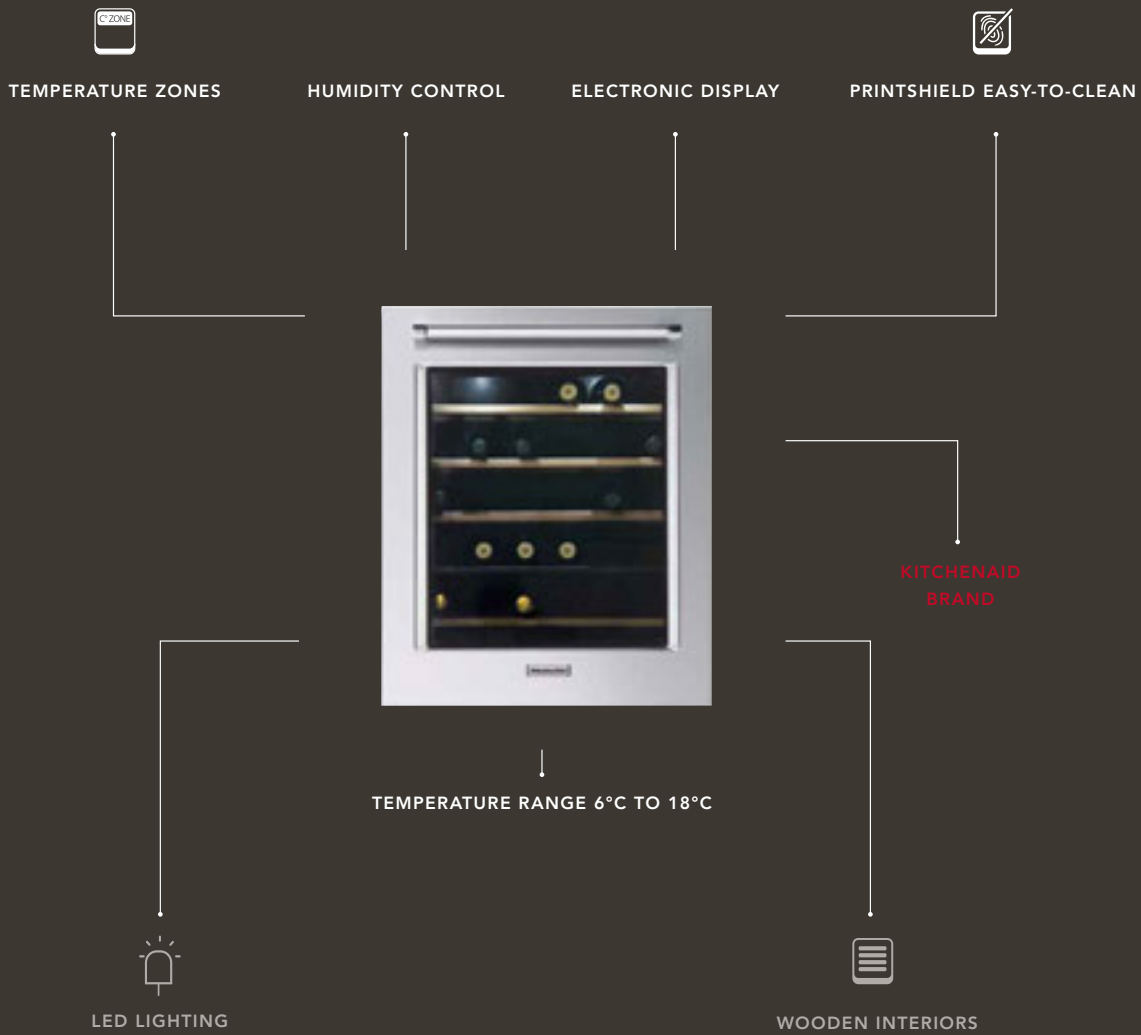


WINE CELLARS

Perfect, from vineyard to glass

Wine is the perfect partner for good food. A KitchenAid wine cellar beautifully enhances both, providing the ideal environment for even your most delicate vintages.







Professional functions

KitchenAid wine cellars enable you to store your finest wines using the same levels of technology and expertise that you appreciate when storing, preparing and cooking your food.

Proper storage can maintain or even improve the quality of a wine. Available in two different sizes and with a sleek, distinctive stainless steel design that

complements any style of kitchen design, KitchenAid wine cellars protect your wine to the very highest professional standards.

Our wine cellars ensure that your precious bottles are kept at the optimum temperature and humidity level, provided by an excellent ventilation system, and protect them from vibrations, sunlight and its harmful UV rays.

TEMPERATURE ZONES

Two different temperature zones allow you to store, cool and chamber different kinds of wine at the ideal temperature in the same wine cellar.

WOODEN INTERIORS

Each wine cellar is equipped with a specially treated oak shelving hand crafted by our artisans.

NATURAL VENTILATION

Filtered air circulates continuously around your bottles to prevent mould growth and unpleasant odours.

UV PROTECTION


The screen protects your bottles from sunlight, and its UV rays, which can rapidly and irreversibly harm your wines through the oxidation of tannins.

AUTOMATIC HUMIDITY CONTROL

This monitors the hygrometric level to ensure the humidity remains constant inside the wine cellar, ideal for storing your finest vintages.

ANTI-VIBRATION SYSTEM

The anti-vibration system minimises any movement, creating the safest environment for even the most delicate bottles.





KitchenAid Stainless Steel
KCBWX 70600R
KCBWX 70600L

70 CM WINE CELLAR

DISTINCTIVE FEATURES

Automatic humidity control with auto-adjust system

Printshield - Easy to clean

Capacity Bottle 36

2 Temperature Zones

Temperature range **6° to 18° C**

INTERIORS

5 Oak Shelves

A+ energy class

AESTHETICS

Electronic display

Glass door with UV-ray protection

LED lighting

Connection rating (W) 65



KitchenAid Stainless Steel
KCBWX 45600

45 CM WINE CELLAR

DISTINCTIVE FEATURES

Automatic humidity control with auto-adjust system

Printshield - Easy to clean

Capacity Bottle 24

1 Temperature Zones

Temperature range **4° to 18° C**

INTERIORS

3 Oak Shelves

A+ energy class

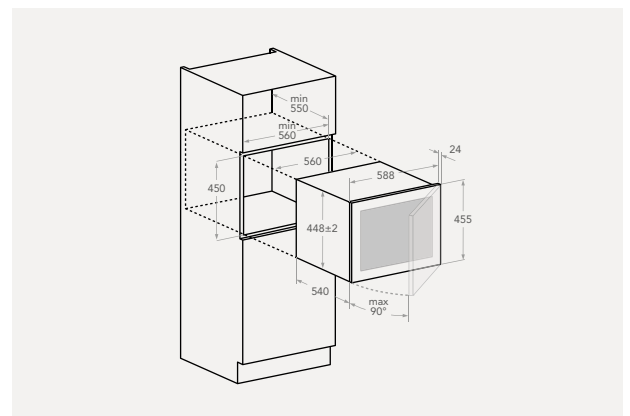
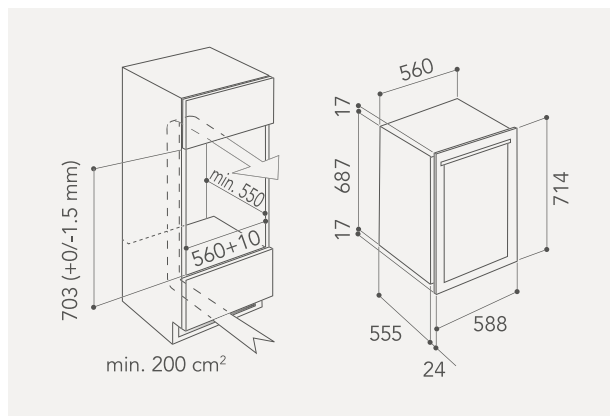
AESTHETICS

Display **digit**

Glass door with UV-ray protection

LED lighting

Connection rating (W) 62



	90 CM INTEGRATED BOTTOM MOUNT REFRIGERATOR KCZCX 20901R KCZCX 20901L	90 CM INTEGRATED BOTTOM MOUNT REFRIGERATOR KCZCX 20900R KCZCX 20900L	75 CM INTEGRATED BOTTOM MOUNT REFRIGERATOR KCZCX 20750R KCZCX 20750L
MAIN CHARACTERISTICS			
Door opened indicator freezer / fridge	○	○	○
Temperature / Malfunction alarm	○	○	○
TECHNICAL INFORMATION			
Energy class	A+	A+	A+
Voltage V	220-240	220-240	220-240
Frequency Hz	50	50	50
Key lock	No	No	No
Light type	LED	LED	LED
Number of independent cooling systems	2	2	2
Door installation system	-	-	-
Hinge type	Special - Total Flush - Right Special - Total Flush - Right Special - Total Flush - Right		
Fridge / freezer thermostat	○	○	○
Storage Period in Event of Power Failure h	18	18	18
Star Rating	4	4	4
Range of Temperature °C	10°C - 43°C	10°C - 43°C	10°C - 43°C
Connection rating W	367	367	240
Type of Gas Inside Circuit	R600a	R600a	R600a
Depth with open door 90 degree	1435	1435	1285
Side to wall with open door 90 degree mm	80	80	80
Ventilation of the product	Thru kitchen plinth or under appliance	Thru kitchen plinth or under appliance	Thru kitchen plinth or under appliance
Adjustable feet	Yes all - 25 mm	Yes all - 25 mm	Yes all - 25 mm
Number of Adjustable Rollers	2	2	2
Refrigerator Gross capacity L	230	376	280
Dynamic 0° compartment net capacity L	113	-	-
Cellar Net capacity L	-	-	-
Refrigerator capacity (bottles)	-	-	-
Product Size HxWxD mm	2050 x 899 x 600	2050 x 899 x 600	2050 x 749 x 600
Packed Size HxWxD mm	2230 x 950 x 800	2230 x 950 x 800	2230 x 800 x 800
Niche Size HxWxD mm	2064/2075 x 900 x 605	2064/2075 x 900 x 605	2064/2075 x 900 x 605
Net Weight kg	200	245	210
Gross Weight kg	210	260	220

90 CM INTEGRATED WINE CELLAR KCZWX 20900L	60 CM INTEGRATED WINE CELLAR KCZWX 20600R KCZWX 20600L	90CM BUILT-IN BOTTOM MOUNT REFRIGERATOR KCVCX 20901R KCVCX 20901L	90CM BUILT-IN BOTTOM MOUNT REFRIGERATOR KCVCX 20900R KCVCX 20900L	75CM BUILT-IN BOTTOM MOUNT REFRIGERATOR KCVCX 20750R KCVCX 20750L
A+	A+	A+	A+	A+
220-240	220-240	220-240	220-240	220-240
50	50	50	50	50
No	No	No	No	No
LED	LED	LED	LED	LED
2	2	2	2	2
-	-	-	-	-
Special - Total Flush - Left	Special - Total Flush - Right	Special - Total Flush - Left	Special - Total Flush - Right	Special - Total Flush - Left
		Yes	Yes	Yes
18	18	18	18	18
4	4	4	4	4
10°C - 43°C	10°C - 43°C	10°C - 43°C	10°C - 43°C	10°C - 43°C
367	240	367	367	240
R600a	R600a	R600a	R600a	R600a
1435	1135	1435	1435	1285
80	80	80	80	80
Thru kitchen plinth or under appliance	Thru kitchen plinth or under appliance	Thru kitchen plinth or under appliance	Thru kitchen plinth or under appliance	Thru kitchen plinth or under appliance
Yes all - 25 mm	Yes all - 25 mm	Yes all - 25 mm	Yes all - 25 mm	Yes all - 25 mm
2	2	2	2	2
376	280	360	376	280
-	-	113	-	-
-	-	-	-	-
81	46	-	-	-
2050 x 899 x 600	2050 x 599 x 600	2050 x 899 x 600	2050 x 899 x 600	2050 x 749 x 600
2230 x 950 x 800	2230 x 650 x 800	2230 x 950 x 800	2230 x 950 x 800	2230 x 800 x 800
2064/2075 x 900 x 605	2064/2075 x 900 x 605	2064/2075 x 900 x 605	2064/2075 x 900 x 605	2064/2075 x 900 x 605
230	175	205	190	190
265	190	210	210	200

	90CM BUILT-IN WINE CELLAR KCVWX 20900L	60 CM BUILT-IN WINE CELLAR KCVWX 20600R / KCVWX 20600L
MAIN CHARACTERISTICS		
Door opened indicator freezer / fridge	○	○
Temperature / Malfunction alarm	○	○
TECHNICAL INFORMATION		
Energy class	A+	A+
Voltage V	220-240	220-240
Frequency Hz	50	50
Key lock	No	No
Light type	LED	LED
Number of independent cooling systems	2	2
Door installation system	-	-
Hinge type	Special - Total Flush - Left	Special - Total Flush - Left
Fridge / freezer thermostat	○	○
Storage Period in Event of Power Failure h	18	18
Star Rating	4	4
Range of Temperature °C	10°C - 43°C	10°C - 43°C
Connection rating W °C	367	367
Type of Gas Inside Circuit	R600a	R600a
Depth with open door 90 degree	1435	1135
Side to wall with open door 90 degree mm	80	80
Ventilation of the product	Thru kitchen plinth or under appliance	Thru kitchen plinth or under appliance
Adjustable feet	○ all - 25 mm	○ all - 25 mm
Number of Adjustable Rollers	2	2
Refrigerator Gross capacity L	376	154
Dynamic 0° compartment net capacity L	-	-
Cellar Net capacity L	-	-
Refrigerator capacity (bottles)	81	46
Product Size HxWxD mm	2050 x 899 x 600	2050 x 599 x 600
Packed Size HxWxD mm	2230 x 950 x 800	2230 x 650 x 800
Niche Size HxWxD mm	2064/2075 x 900 x 605	2064/2075 x 900 x 605
Net Weight kg	245	175
Gross Weight kg	265	195







	SIDE-BY-SIDE BUILT-IN KCBPX 18120	SIDE-BY-SIDE FREESTANDING KCFPX 18120
MAIN CHARACTERISTICS		
Listeria Indicator	○	○
Door open alarm	○	○
Performance (kg-hours)	2 - 4	2 - 4
ACCESSORIES		
Standard bottle rack	No	No
TECHNICAL INFORMATION		
Energy Class Fridge	A++	A++
Energy Class Freezer	A++	A++
Voltage V	220-240	220-240
Frequency Hz	50	50
Star rating	4	4
Connection rating W	160	160
Noise level dBA re 1 pW (fridge)	38	38
Noise level dBA re 1 pW (freezer)	41	41
Type of Gas Inside Circuit	R600a	R600a
Refrigerator Net capacity	363	363
Refrigerator Gross capacity L	366	366
Freezer Net capacity L	252	252
Freezer Gross capacity L	291	291
Total Net capacity L	615	615
Total Gross capacity L	657	657
Product Size HxWxD cm	2027 x 1200 x 605	1936 x 1198 x 641
Product Size HxWxD mm (with sides)	2027 x 1320 x 605	
Packed Size HxWxD cm	2130 x 1480 x 760	2130 x 1480 x 760
Net Weight kg	180	180
Gross Weight kg	220	220

	COMBI TALL 400 KCBDR 20700.1	COMBI TALL 400 KCBDS 20701.1	193 CM FRIDGE-FREEZER KBCS 20600.1
MAIN CHARACTERISTICS / FUNCTIONS			
Listeria Indicator	○	○	○
TECHNICAL INFORMATION			
Energy Class	A++	A++	A+
Voltage V	220-240	220-240	220 - 240
Frequency Hz	50	50	50
Energy consumption annual (kWh/annum)*	258	258	314
Light type	LED	LED	LED
Plug	UK	UK	UK
Door installation system	Slided-mounted	Fixed-mounted	Fixed-mounted
Reversible Hinges	○	○	○
Temperature rise time (h)	28	28	16
Freezing capacity (kg/24h)	12	12	6
Star Rating	4	4	4
Ambient Range of temperature	-	-	10°C - 43°C
Connection rating W	140		160
Noise level dBA re 1 pW	35		38
Type of Gas Inside Circuit	R600a	R600a	R600a
Refrigerator Net capacity	299	300	237
Refrigerator Gross capacity L	300	301	238
Freezer Net capacity L	101	100	63
Freezer Gross capacity L	102	101	78
Total Net capacity L	400	400	300
Total Gross capacity L	402	402	316
Product Size HxWxD cm	1935 x 690 x 545	1935 x 690 x 545	1935 x 540 x 545
Packed Size HxWxD cm	2014 x 732 x 606	2014 x 732 x 606	2000 x 580 x 608
Net Weight kg	74	74	58
Gross Weight kg	76	76	62









*Energy consumption per year, based on standard test results for 24 hours. Actual energy consumption will depend on how the appliance is used and where it is located.

193 CM FRIDGE-FREEZER KCBCR 20600.1	177 CM FRIDGE-FREEZER KCBCS 18600.1	177 CM FRIDGE-FREEZER KCBCR 18600.1	177 CM FRIDGE-FREEZER KCBDS 18600.1	177 CM FRIDGE-FREEZER KCBDR 18602.1	177 CM FRIDGE-FREEZER KCBDR 18600.1
A+	A+	A+	A++	A++	A+
220 - 240	220 - 240	220 - 240	220 - 240	220 - 240	220 - 240
50	50	50	50	50	50
314	294	294	232	232	299
LED	LED	LED	LED	LED	LED
UK	UK	UK	UK	UK	UK
Slide-mounted	Fixed-mounted	Slide-mounted	Fixed-mounted	Slide-mounted	Slide-mounted
				No	No
16	16	16	19	19	19
6	9	9	6	6	6
4	4	4	4	4	4
10°C - 43°C	10°C - 43°C	10°C - 43°C	10°C - 43°C	10°C - 43°C	10°C - 43°C
160	160	160	140	140	140
38	38	38	35	35	35
R600a	R600a	R600a	R600a	R600a	R600a
237	195	195	189	189	195
238	204	204	197	197	197
63	63	63	80	80	80
78	78	78	80	80	80
300	258	258	269	269	275
316	282	282	277	277	277
1935 x 540 x 550	1770 x 540 x 545	1770 x 540 x 545	1770 x 557 x 545	1770 x 540 x 545	1770 x 540 x 545
2000 x 580 x 608	1840 x 580 x 608	1840 x 580 x 608	1840 x 596 x 608	1840 x 580 x 608	1840 x 580 x 608
58	59,2	59,2	55,5	50,6	50,6
62	62	62	57,2	52,2	52,2

*Energy consumption per year, based on standard test results for 24 hours. Actual energy consumption will depend on how the appliance is used and where it is located.

	177 CM MONODOOR FREEZER KCBFS 18602.1	177 CM FRIDGE MONODOOR KCBNS 18602.1
MAIN CHARACTERISTICS		
Listeria Indicator		
Vacation mode	No	
Door Open Alarm (Acoustic not visual)		No
TECHNICAL INFORMATION		
Energy class	A++	A+++
Voltage V	220-240	220-240
Frequency Hz	50	50
Energy consumption annual (kWh/annum)*	237	77
Door installation system	Fixed-mounted	Fixed-mounted
Reversible Hinges		
Temperature rise time h (freezer)	23 h	0 h
Freezing capacity (kg/24h)	22	-
Star Rating	4	Automatic
Maximum ambient temperature °C	43°	43°
Minimum ambient temperature °C	10°	10°
Plug	UK	UK
Connection rating W	130	130
Type of Gas Inside Circuit	R600a	R600a
Refrigerator Net capacity L	-	318
Refrigerator Gross capacity L	-	311
Freezer Net capacity L	203	-
Freezer Gross capacity L	241	-
Adjustable feet	No	No
Product Size HxWxD cm	1770 x 557 x 545	1770 x 557 x 545
Packed Size HxWxD cm	1840 x 596 x 608	1840 x 596 x 608
Net Weight kg	58	51
Gross Weight kg	60	53

*Energy consumption per year, based on standard test results for 24 hours. Actual energy consumption will depend on how the appliance is used and where it is located.

139 CM MONODOOR REFRIGERATOR KCBNS 14600.1	122 CM MONODOOR REFRIGERATOR KCBNS 12600	122 CM MONODOOR REFRIGERATOR KCBNR 12600.1
		
		No
No	No	No
A++	A++	A++
220-240	220-240	220-240
50	50	50
107	103	103
Fixed-mounted	Fixed-mounted	Slided-mounted
		
0 h	0 h	0 h
-	-	-
-	-	-
43°	43°	43°
10°	10°	10°
UK	UK	UK
120	75	75
R600a	R600a	R600a
240	210	209
241	211	210
-	-	-
-	-	-
No	No	No
1395 x 557 x 545	1220 x 557 x 545	1220 x 540 x 545
1468 x 596 x 608	1293 x 596 x 608	1293 x 580 x 608
45	40	38
46	41	39

*Energy consumption per year, based on standard test results for 24 hours. Actual energy consumption will depend on how the appliance is used and where it is located.

	ICONIC FRIDGE KCFME 60150.1R / (UK) KCFME 60150.1L / (UK)	ICONIC FRIDGE KCFMA 60150.1R / (UK) KCFMA 60150.1L / (UK)	ICONIC FRIDGE KCFMB 60150.1R / (UK) KCFMB 60150.1L / (UK)
MAIN CHARACTERISTICS			
Cabinet color	White	White	White
Listeria Indicator	●	●	●
Shelves type	KitchenAid	KitchenAid	KitchenAid
Crisper insert	-	-	-
Vacation Mode	-	-	-
Door Open Alarm	●	●	●
Balconies type	KitchenAid	KitchenAid	KitchenAid
SPECIAL ACCESSORIES			
Haute Cuisine - Oak	No	No	No
Cheese Box - Oak	No	No	No
AESTHETIC			
Colour	Empire Red	Almond Cream	Onyx Black
Type of Display	Touch display	Touch display	Touch display
TECHNICAL INFORMATION			
Energy class	A++	A++	A++
Voltage (V)	220-240	220-240	220-240
Frequency (Hz)	50	50	50
Light type	LED (4 lateral)	LED (4 lateral)	LED (4 lateral)
Reversible Hinges	No	No	No
Temperature rise time h (fz)	-	-	-
Star Rating	4*	4*	4*
Climatic Class	SN-T	SN-T	SN-T
Maximum ambient T °C	43	43	43
Minimum ambient T °C	10	10	10
Connection rating (W)	220-240	220-240	220-240
Noise level dBA re 1 pW	38	38	38
Type of Gas Inside Circuit	R600a	R600a	R600a
Fridge Net capacity (L)	205	205	205
Fridge Gross capacity (L)	206	206	206
Freezer Net capacity (L)	25	25	25
Freezer Gross capacity (L)	26	26	26
Adjustable feet	●	●	●
Plug	UK	UK	UK
Product Size HxWxD (mm)	1555 x 607 x 701	1555 x 607x 701	1555 x 607 x 701
Packed Size HxWxD (mm)	1626 x 644 x 845	1626 x 644 x 845	1626 x 644 x 845
Net Weight (kg)	71,03	71,03	71,03
Gross Weight (kg)	74	74	74

70 CM WINE CELLAR
 KCBWX 70600R
 KCBWX 70600L

45 CM WINE CELLAR
 KCBWX 45600

MAIN CHARACTERISTICS		
Door Material	UV Rays Protection Glass	UV Rays Protection Glass
TECHNICAL INFORMATION		
Energy class	A	A
Door installation system	Fixed-mount	Fixed-mount
Connection rating (W)	65 W	62 W
Voltage (V)	220-240	220-240
Frequency (Hz)	50	50
Noise level (dBA) re 1 pW	42	45
Type of Gas Inside Circuit	R600a	R600a
Adjustable feet	No	no
Cellar Gross capacity (L)	101	66
Cellar Net capacity (L)	83	64
Product Size HxWxD (mm)	714 x 560 x 555	448 x 588 x 540
Packed Size HxWxD (mm)	785 x 670 x 715	590 x 718 x 680
Niche Size HxWxD (mm)	690 x 561 x 560	450 x 560 x 560
Net Weight (kg)	39,5	30.5
Gross Weight (Kg)	44	30.5





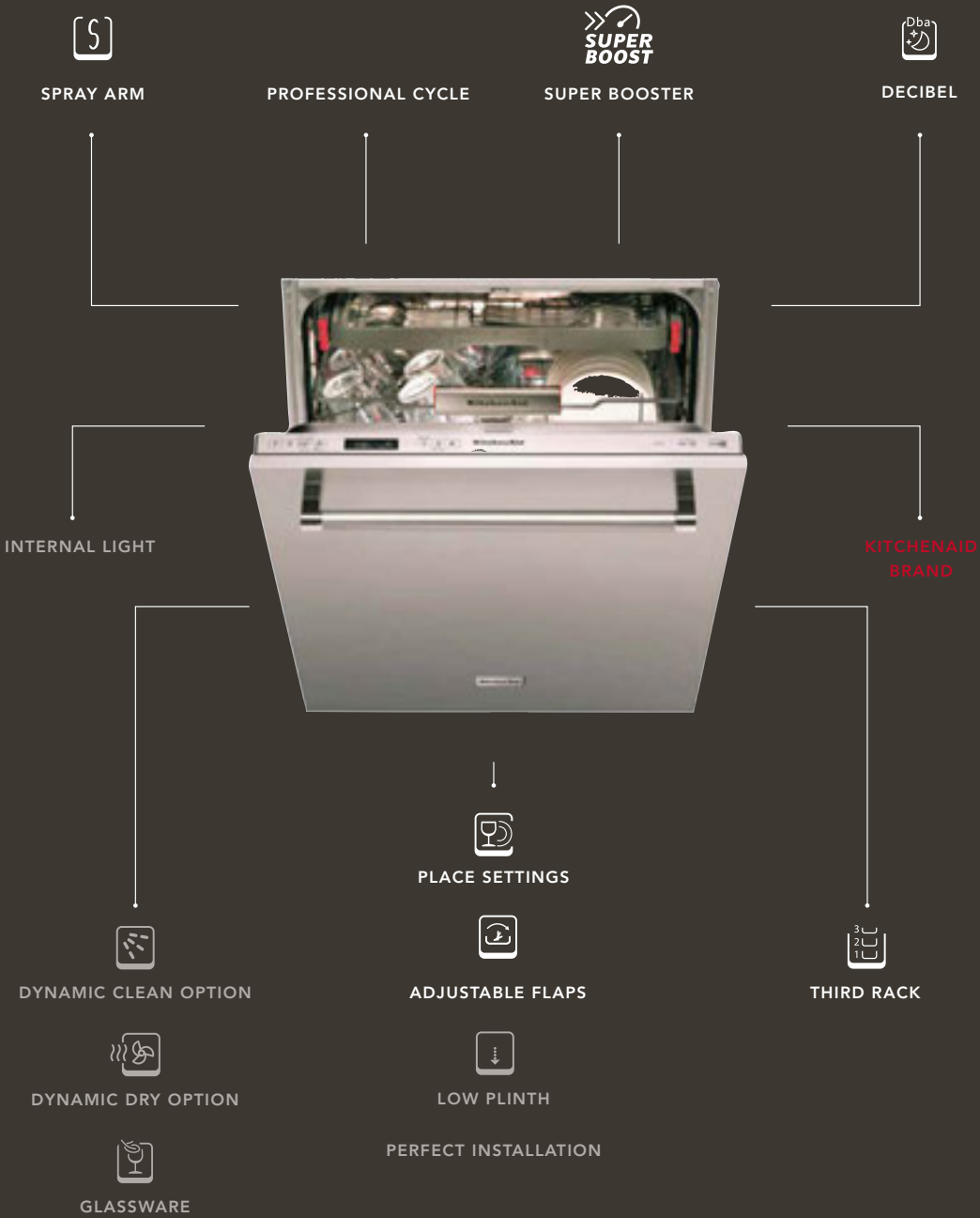
DISHWASHERS

Let it sparkle

Ready to tackle any load, KitchenAid dishwashers get the job done quickly, quietly and efficiently, cleaning your delicate china and glassware with the respect and care that they deserve.









Quietly powerful

Professional results in less than 2.5 hours.

Inspired by professional kitchens, our dishwashers come with an array of innovative features and advanced programmes to guarantee a sparkling performance every time.



PERFECT FIT & EASY INSTALLATION

Spacers mounted on the side walls allow precise regulation during installation for a perfect fit, while adjustable back feet allow fast and effective height regulation. Thanks to its sliding hinges, the door does not lower its rotating point, delivering a perfectly flush installation.



STAINLESS STEEL INTERIORS & SPRAY ARMS

Stainless steel interiors and spray arms guarantee a reliable, robust appliance that stands the test of time. Powerful water jets deliver excellent, high-performance results so you no longer need to soak or rinse dishes, saving you precious water and time.



INTUITIVE USER INTERFACE

The intuitive display provides feedback on wash cycles and phases and clear information on duration and the selected options.

NEW LIGHTING & ACCESSORIES

Our dishwashers now feature advanced interior LED lighting for greater visibility and are equipped with a light that illuminates the floor at the front of the machine so you know that the programme is running.

A new integrated glassware accessory guarantees that your glasses are washed safely and come out gleaming.





**DYNAMIC DRY
OPTION**

The Dynamic Dry option joins forces with the Active Drying System to guarantee perfect drying results and shorten the cycle by up to 35 minutes so you use up to 30% less energy.

**DYNAMIC
CLEAN PRO**

With high-pressure jets this new technology delivers professional results, removing even the most stubborn dirt. The rear jets allow you to position pots and pans vertically, leaving more room for your dishes with uncompromising performance.

**SUPER BOOST
OPTION**

The booster option shortens wash cycles up to 67% but still ensures professional performance.

**INTERNAL LED
LIGHTING**

Advanced interior LED lighting for greater visibility.



LOW NOISE

Professional performance also has to be quiet. At only 41 dB you can just turn the dishwasher on and forget about it.

LOW PLINTH

With easy, ultra-dynamic installation, this type of dishwasher is ideal for today's modern kitchen. Featuring a low plinth height (up to 2 cm), it is in step with the latest interior design trends.



PROFESSIONAL CYCLE

Gives you outstanding cleaning results and unparalleled levels of hygiene removing 99,99% of bacteria in less than 2.5 hours – perfect for chopping boards.

FLOOR LIGHTING WITH CYCLE STATUS

A light illuminates the floor at the front of the machine so you know that the programme is running.

GLASSWARE HOLDER & ACCESSORY

A must-have accessory, the glassware holder ensures that your stemmed glasses come out gleaming. The glassware accessory is specially created to hold up to six wine glasses.

ADJUSTABLE FLAPS

The stainless steel flaps in the second rack provide dynamic, flexible options when loading your dishwasher. When necessary they can also support small cups and glasses, or be folded over to make room for standard-sized glasses.

LONG UTENSIL FLAPS

The third rack has a washing area for large kitchen utensils. No more worrying about how to fit your ladles, spoons or spatulas in the dishwasher, KitchenAid has designed an easy-to-use solution just for you.





*Panel finishes may be purchased separately

Black Glass
KDSM 82143

60 CM LOW PLINTH FULLY INTEGRATED DISHWASHER

DISTINCTIVE FEATURES

Dynamic Dry
Dynamic Clean Pro
Super Boost
(up to 67% washing time)
Dynamic Sensor
Delay 24h
MultiZone

Sliding hinges (20mm)
Extra Rinse
End cycle light
Glassware accessory
embedded in Rack

WASHING CYCLES

11 Washing Cycles:

- Normal 50°C
- Eco 50°C
- Fast 30 min
- Glass 45°C / Delicate
- Pre wash cold

- Silent (-1db vs ECO)
- Dynamic Hygiene
- Dynamic Sensor 40°-70°C
- **Professional**
- Self Clean Cycle
- 1h wash and dry

ACCESSORIES

-

A+++ energy class

AESTHETICS

LCD display

3 racks

Place settings 14

Internal Lighting **4 LED**

Light on floor

Noise level **43 dBA**

Water consumption: **9,50 L**
Electricity consumption
kWh in ECO programme:
0,74 kWh



*Panel finishes may be purchased separately

Black Glass
KDSM 82142 NE

60 CM FULLY INTEGRATED DISHWASHER

DISTINCTIVE FEATURES

Dynamic Dry
Dynamic Clean Pro
Super Boost
(up to 67% washing time)
Dynamic Sensor
Delay 24h
MultiZone

Standard hinges
End cycle light
Glassware accessory
embedded in Rack

WASHING CYCLES

9 Washing Cycles:

- Normal 50°C
- Eco 50°C
- Fast 30 min
- Glass 45°C / Delicate
- Pre wash cold

- Dynamic Sensor 40°-70°C
- **Professional**
- Self Clean Cycle
- 1h wash and dry

ACCESSORIES

-

A+++ energy class

AESTHETICS

LCD display

3 racks

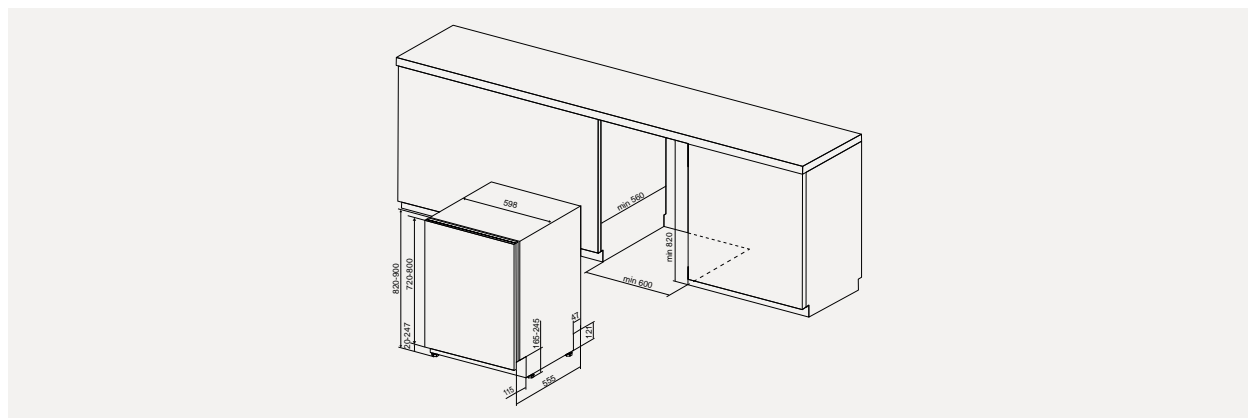
Place settings 14

Internal Lighting **2 LED**

Light on floor

Noise level **43 dBA**

Water consumption: **9,50 L**
Electricity consumption
kWh in ECO programme:
0,83 kWh





*Panel finishes may be purchased separately

Black Glass
KDSDM 82142

60 CM LOW PLINTH FULLY INTEGRATED DISHWASHER

DISTINCTIVE FEATURES

Dynamic Dry
Dynamic Clean Pro
Super Boost
(up to 67% washing time)
Dynamic Sensor
Delay 24h
MultiZone

Sliding hinges (20mm)
End cycle light
Glassware accessory
embedded in Rack

WASHING CYCLES

9 Washing Cycles:
• Normal 50°C
• Eco 50°C
• Fast 30 min
• Glass 45°C / Delicate
• Pre wash cold

• Dynamic Sensor 40°-70°C
• **Professional**
• Self Clean Cycle
• 1h wash and dry

ACCESSORIES

-

A+++ energy class

AESTHETICS

LCD display

3 racks
Place settings 14
Internal Lighting **2 LED**
Light on floor
Noise level **43 dBA**

Water consumption: **9,50 L**
Electricity consumption
kWh in ECO programme:
0,83 kWh



*Panel finishes may be purchased separately

Black Glass
KDSCM 82142 SL

60 CM LOW PLINTH FULLY INTEGRATED DISHWASHER

DISTINCTIVE FEATURES

Dynamic Clean Pro
Boost
(up to 50% washing time)
Dynamic Sensor
Static Dry
Delay 24h
MultiZone

Sliding hinges (20mm)
End cycle light
Glassware accessory
embedded in Rack

WASHING CYCLES

8 Washing Cycles:
• Normal 60°C
• Eco 50°C
• Fast 30 min
• Glass 45°C / Delicate
• Pre wash cold

• Dynamic Hygiene
• Dynamic Sensor 40°-70°C
• **Professional**

ACCESSORIES

Cutlery Basket

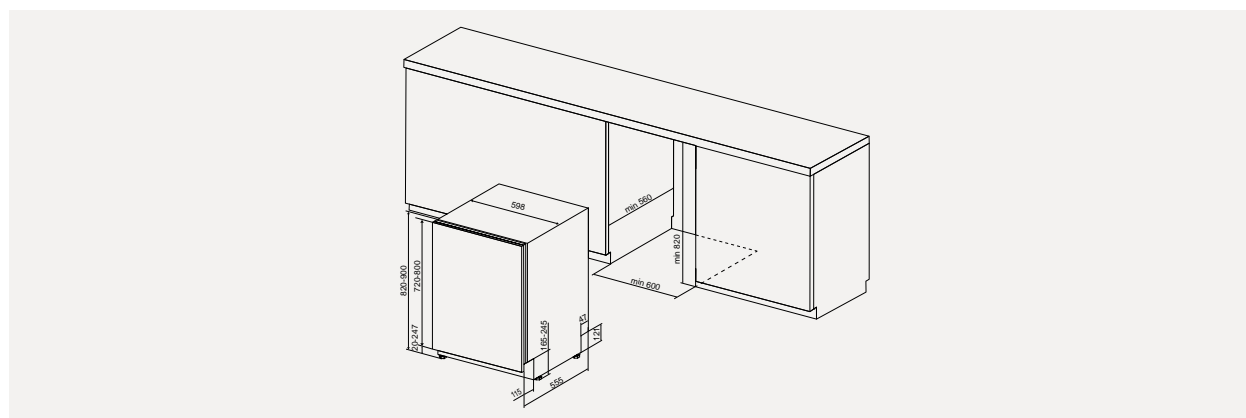
A++ energy class

AESTHETICS

DIGIT Touch

2 racks
Place settings 14
Light on floor
Noise level **41 dBA**

Water consumption: **9 L**
Electricity consumption
kWh in ECO programme:
0,93 kWh





*Panel finishes may be purchased separately

Black Glass
KDSCM 82142

60 CM FULLY INTEGRATED DISHWASHER

DISTINCTIVE FEATURES

Dynamic Clean Pro Boost
(up to 50% washing time)
Dynamic Sensor Static Dry
Delay 24h
MultiZone

Standard hinges
End cycle light
Glassware accessory embedded in Rack

WASHING CYCLES

8 Washing Cycles:

- Normal 50°C
- Eco 50°C
- Fast 30 min
- Glass 45°C / Delicate
- Pre wash cold
- Dynamic Hygiene
- Dynamic Sensor 40°-70°C
- **Professional**

ACCESSORIES

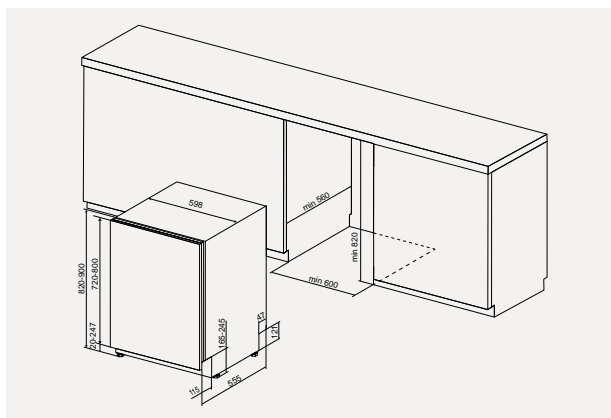
Cutlery Basket

A++ energy class

AESTHETICS DIGIT Touch

2 racks
Place settings 14
Noise level 41 dBA
Light on floor

Water consumption: 9 L
Electricity consumption
kWh in ECO programme:
0,93 kWh



*Panel finishes may be purchased separately

KitchenAid Stainless Steel
KDSCM 82141

60 CM FULLY INTEGRATED DISHWASHER

DISTINCTIVE FEATURES

Dynamic Clean Pro Boost (up to 50%)
Dynamic Sensor Static Dry
Delay 24h
MultiZone
Standard hinges

End cycle light
Glassware holder embedded on Rack

WASHING CYCLES

8 Washing Cycles:

- Normal 50°C
- Eco 50°C
- Fast 30 min
- Glass 45°C / Delicate
- Pre wash cold
- Dynamic Hygiene
- Dynamic Sensor 40°-70°C
- **Professional**

ACCESSORIES

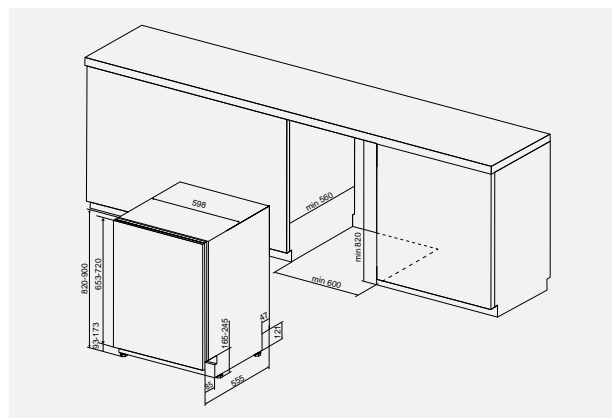
Cutlery Basket



A++ energy class

AESTHETICS DIGIT+buttons

2 racks
Place settings 14
Noise level 41 dBA
Light on floor

Water consumption: 9 L
Electricity consumption
kWh in ECO programme:
0,93 kWh



	60 CM LOW PLINTH FULLY INTEGRATED KDSDM 82143	60 CM FULLY INTEGRATED KDSDM 82142 NE
TECHNICAL INFORMATION		
Dry System	Dynamic Dry	Dynamic Dry
Clean System	Dynamic Clean	Dynamic Clean
Energy	A+++	A+++
Water consumption l//Electricity consumption kWh in ECO programme	9.5/0.74	9.5/0.83
Noise level dBA	43	43
Voltage (V) / Freq (Hz)	220-240/50	220-240/50
Current	10/13	10/13
Plug	UK	UK
BASKET CONFIGURATIONS	3 racks	3 racks
Place Settings	14	14
TOP RACK (TLR)		
Rails	x	x
Adjusters	x	x
Handle	plain metal logo insert	plain metal logo insert
Rack Material	plastic	plastic
MID-LEVEL RACK		
Rails	x	x
Adjusters	Lift up foldable tines	Lift up foldable tines
Handle	KA metal logo insert	KA metal logo insert
Cup Shelf	x	x
Sprayer		
LOWER RACK		
Handle	KA metal logo insert	KA metal logo insert
Fold Down Tines	8 foldable	8 foldable
Cutlery basket	x	x
Rack Material	coated steel	coated steel
Sprayer	covered in Stainless steel	covered in Stainless steel
Guides	wheels	wheels
Product Size HxWxD cm	820x598x555	820x598x555
Max Niche Size HxWxD cm	900x600x560	900x600x560
Min Niche Size HxWxD cm	820x600x560	820x600x560
Hinges	Sliding	Standard

60 CM LOW PLINTH FULLY INTEGRATED KDSDM 82142	60 CM LOW PLINTH FULLY INTEGRATED KDSCM 82142 SL	60 CM FULLY INTEGRATED KDSCM 82142	60 CM FULLY INTEGRATED KDSCM 82141
Dynamic Dry	Static Dry	Static Dry	Static Dry
Dynamic Clean	Dynamic Clean	Dynamic Clean	Dynamic Clean
A+++	A++	A++	A++
9.5/0.83	9/0.93	9/0.93	9/0.93
43	41	41	44
220-240/50	220-240/50	220-240/50	220-240/50
10/13	10/13	10/13	10/13
UK	UK	UK	UK
3 racks	2 racks	2 racks	2 racks
14	14	14	14
x	-	-	-
x	-	-	-
plain metal logo insert	-	-	-
plastic	-	-	-
x	x	x	x
Lift up foldable tines	Lift up foldable tines	Lift up foldable tines	Lift up foldable tines
KA metal logo insert	KA metal logo insert	KA metal logo insert	KA metal logo insert
x	x	x	x
○	○	○	○
KA metal logo insert	KA metal logo insert	KA metal logo insert	KA metal logo insert
8 foldable	8 foldable	8 foldable	8 foldable
x	x	x	x
coated steel	coated steel	coated steel	coated steel
covered in Stainless steel	covered in Stainless steel	covered in Stainless steel	covered in Stainless steel
wheels	wheels	wheels	wheels
820x598x555	820x598x555	820x598x555	820x598x555
900x600x560	900x600x560	900x600x560	900x600x560
820x600x560	820x600x560	820x600x560	820x600x560
Sliding	Sliding	Standard	Standard





MADE TO MEASURE

*Designed
around you*


*Transforming your ideas
into unique, bespoke solutions.*

Melding two passions, yours and ours, bringing to life your personal vision of what a kitchen can be, transforming your style into something unique that is designed to last: that is how we create our KitchenAid stainless steel made-to-measure worktops and islands, by harnessing all of our craft, to give form to an idea.



MADE TO MEASURE

Special tops



INDUCTION HOBS

Precision control and instant heat, maximum efficiency and optimal space management: welcome to induction cooking with KitchenAid.

ACCESSORIES

Every detail on the made-to-measure stainless steel worktops is designed to make a difference to life in the kitchen. From the wooden chopping board rack, dish drainer and glass dryer to chopping boards and knife block: choose the accessories to match your style.

SINKS

KitchenAid sinks offer space management and design choices with maximum flexibility, blending flawlessly with the worktop.

CUSTOMISATION

KitchenAid made-to-measure worktops and islands can be fully personalised to meet your exact requirements for space and appliances.

You decide the shape and size of your kitchen worktop, and choose from additional features, such as fully-equipped rear splashbacks, raised edges and rounded corners.

Choose a solution that matches your concept of what a kitchen should be, and add the components and features that you need to turn your vision into reality: hobs and hoods, deep induction trays or even integrated sinks.

Your kitchen worktop can be completed with beautiful wooden accessories, such as chopping boards and knife block.


MATERIALS

The stainless steel used for KitchenAid made-to-measure worktops has been specially developed to resist corrosion and the effects of harmful substances.

With a low carbon content and high levels of nickel and chrome inspired by the professional world, our carefully crafted, brushed stainless steel will lose nothing over time, not even its looks.

UNIQUE DESIGN

A made-to-measure kitchen worktop from KitchenAid gives you a unique piece of contemporary design in your own home, a feature that marries passion to skill and innovation to craftsmanship, representing two brands: KitchenAid and, most prestigious of all, you.



HOODS

Only KitchenAid hoods offer this level of expert craftsmanship, premium quality materials, stunning design and incredible attention to detail.

CHEF SIGN

Combining the versatility of professional equipment with the innovative power and control of induction technology to revolutionise the concept of home cooking.

GAS HOBS

Whether you choose a small or larger hob with four or five burners, KitchenAid always creates the perfect way to match how you work in the kitchen with your dream design.



SPECIAL PRODUCTS

254

OVENS

256

HOBBS

258

HOODS

265

REFRIGERATORS

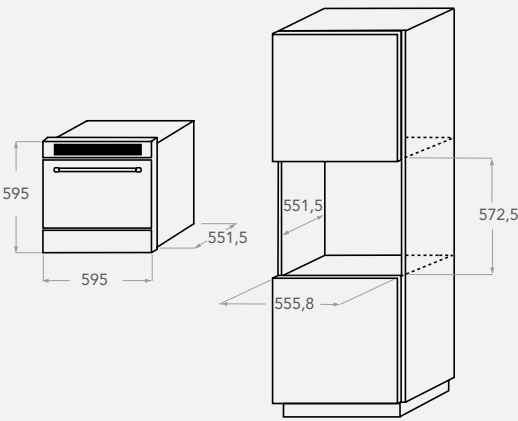
267

DISHWASHERS

273

SHOCK FREEZER

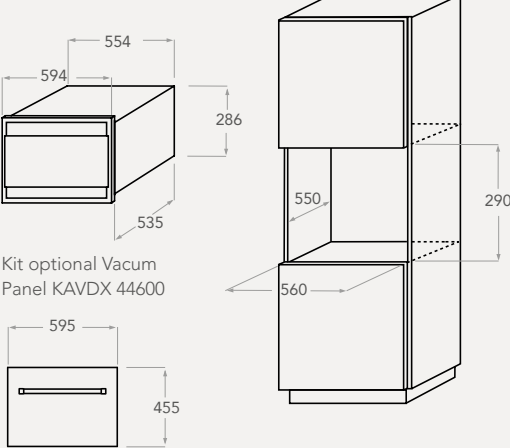
KitchenAid Stainless Steel
KCBSX 60600



PRODUCT PAGE 43

VACUUM MACHINE

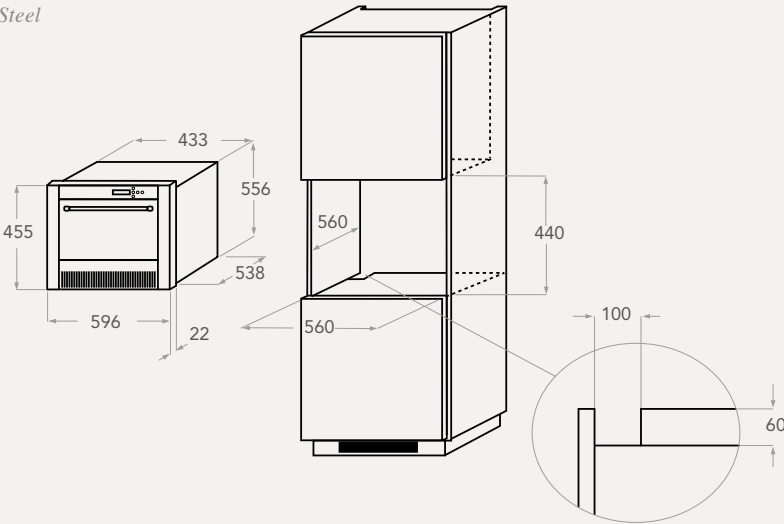
KitchenAid Stainless Steel
KVXXX 44601



PRODUCT PAGE 45

PROFESSIONAL ICE MAKER

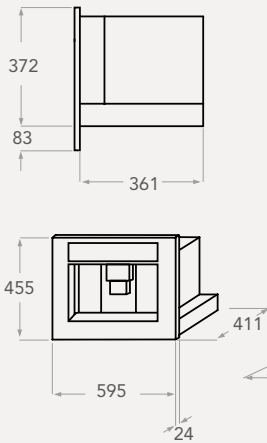
KitchenAid Stainless Steel
KCBIX 60600



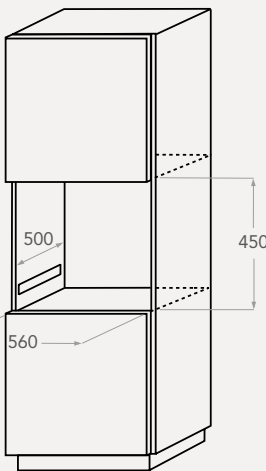
PRODUCT PAGE 47

COFFEE MACHINE

KitchenAid Stainless Steel
KQXXX 45600



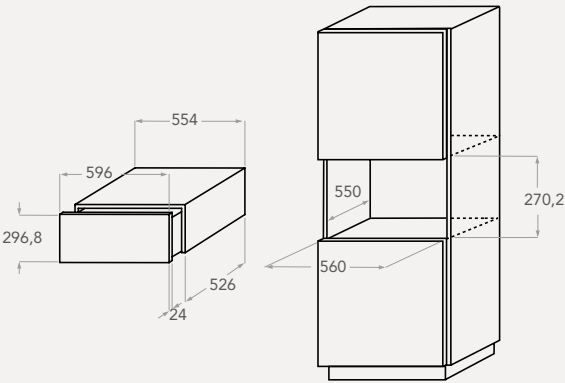
Black Stainless Steel
KQXXXB 45600



PRODUCT PAGE 49

29 CM WARMING DRAWER

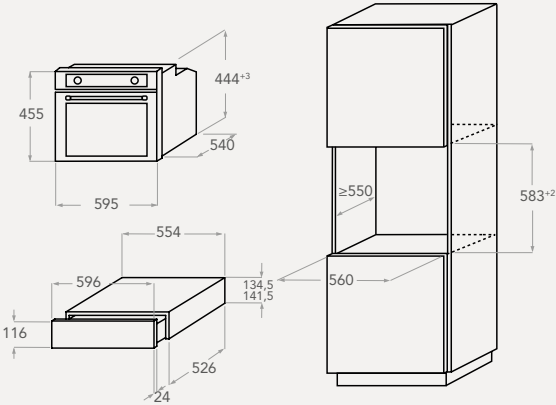
KitchenAid Stainless Steel
KWXXX 29600



PRODUCT PAGE 51

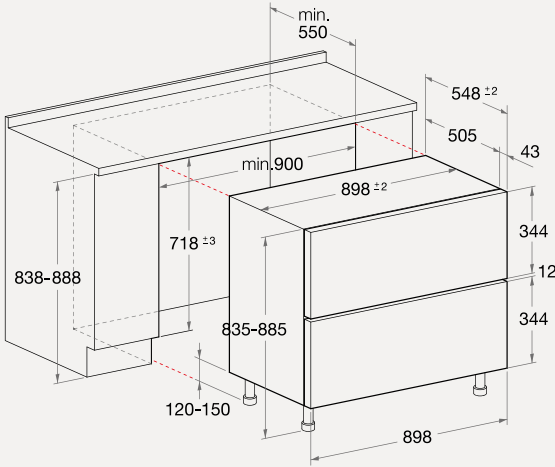
14 CM WARMING DRAWER

*KitchenAid Stainless Steel /
Black Stainless Steel*
KWXXX 14600 / KWXXXB 14600



COOLING DRAWER

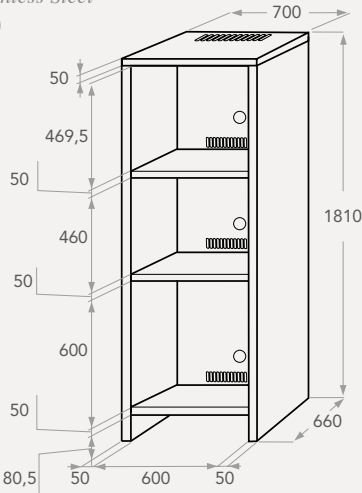
KitchenAid Stainless Steel
KCBDX 88900



PRODUCT PAGE 53

CHEF TOUCH COLUMN

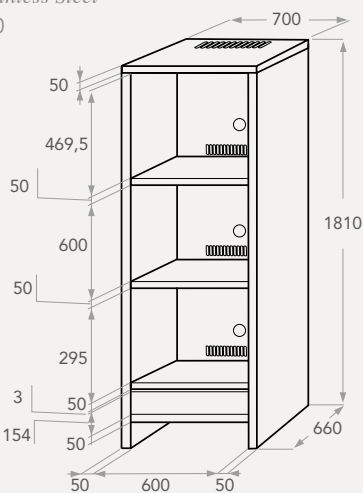
KitchenAid Stainless Steel
KAXCC 00000



PRODUCT PAGE 55

OVEN COLUMN

KitchenAid Stainless Steel
KAXCX 00000



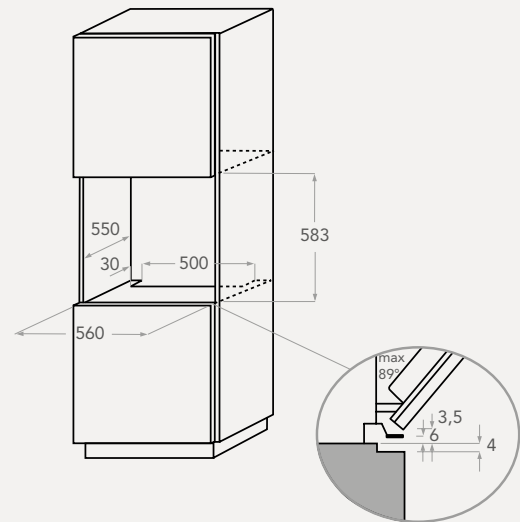
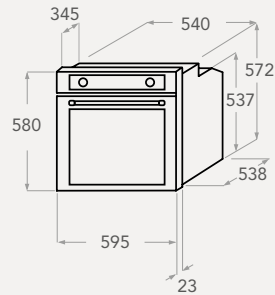
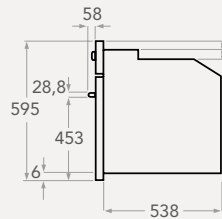
PRODUCT PAGE 55

TWELIX ARTISAN PYROLITIC OVEN

KitchenAid Stainless Steel
KOASP 60602
Black Stainless Steel
KOASPB 60600

MULTIFUNCTION PYROLITIC OVEN

KitchenAid Stainless Steel
KOHSP 60604
KOLSP 60602
KOTSP 60602
Black Stainless Steel
KOHSPB 60604
KOLSPB 60602
KOTSPB 60600



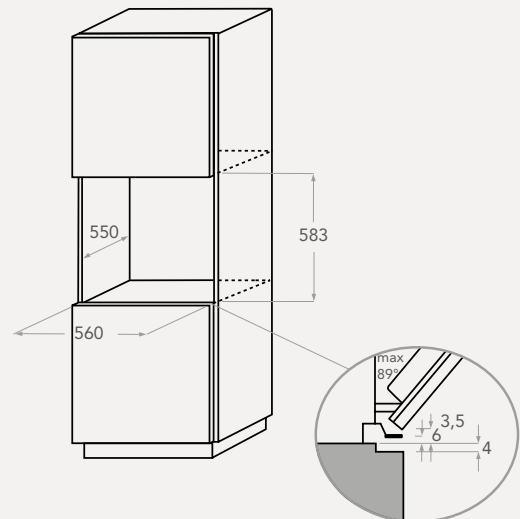
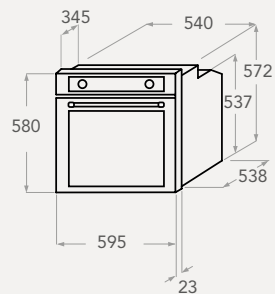
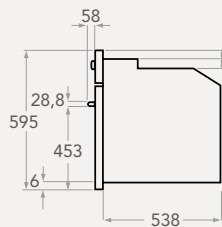
PRODUCT PAGE 88-89-90

TWELIX ARTISAN STANDARD OVEN

Black Stainless Steel
KOASSB 60600

MULTIFUNCTION STANDARD OVEN

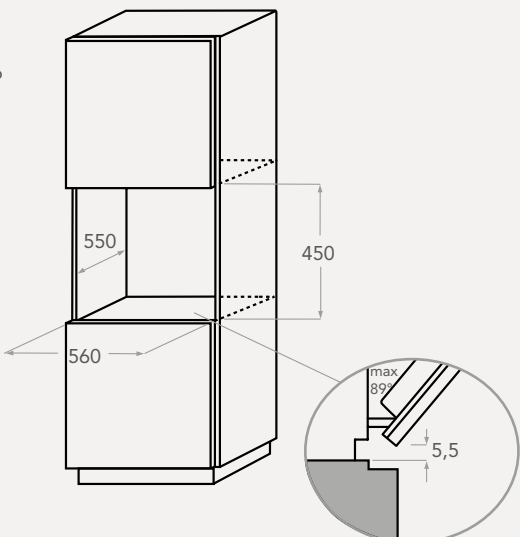
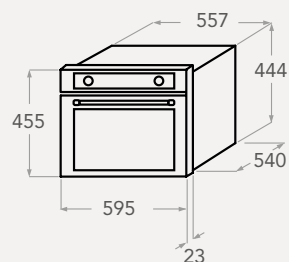
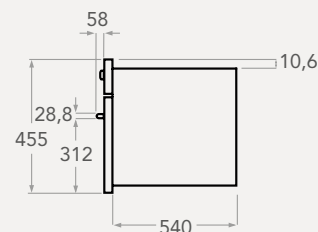
KitchenAid Stainless Steel
KOHSP 60602
KOHSS 60602
KOLSS 60602
Black Stainless Steel
KOHSSB 60604
KOLSSB 60602
KOTSSB 60600



PRODUCT PAGE 89-91-92

SPEED OVEN

KitchenAid Stainless Steel
KOCCX 45600
Black Stainless Steel
KOCCXB 45600



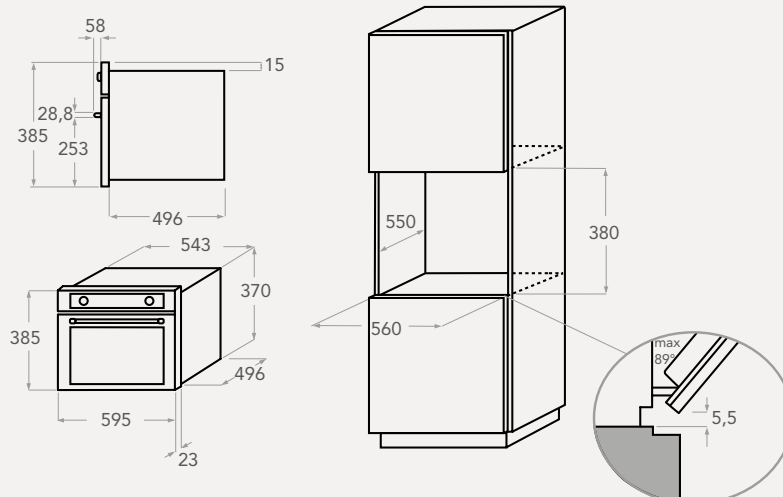
PRODUCT PAGE 94

**COMBI MIDI
MICROWAVE OVEN**

KitchenAid Stainless Steel
KMQCX 38600

**MICROWAVE OVEN
38 CM**

KitchenAid Stainless Steel
KMMXX 38600



PRODUCT PAGE 107

COMPACT COMBI OVEN

KitchenAid Stainless Steel
KOQCX 45600

Black Stainless Steel
KOQCXB 45600

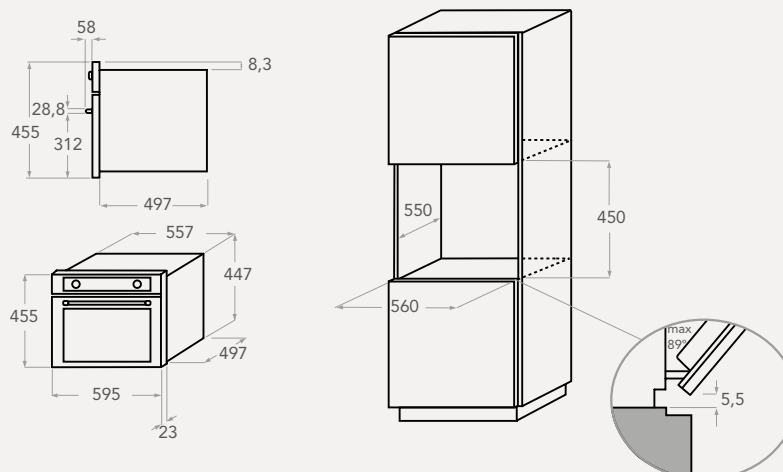
PURE STEAM OVEN

KitchenAid Stainless Steel
KOSCX 45600

COMBI MICROWAVE OVEN

KitchenAid Stainless Steel
KMQCX 45600

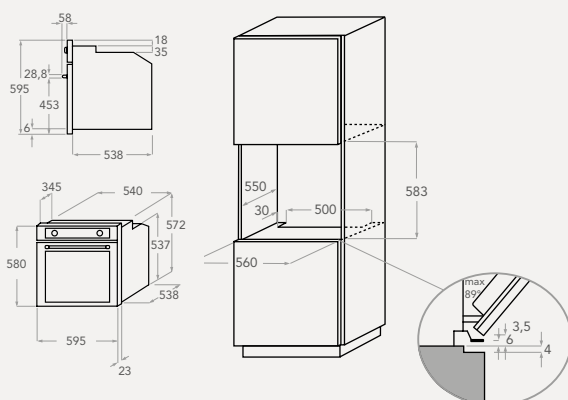
Black Stainless Steel
KMQCXB 45600



PRODUCT PAGE 100-106

MULTIFUNCTION STANDARD OVEN

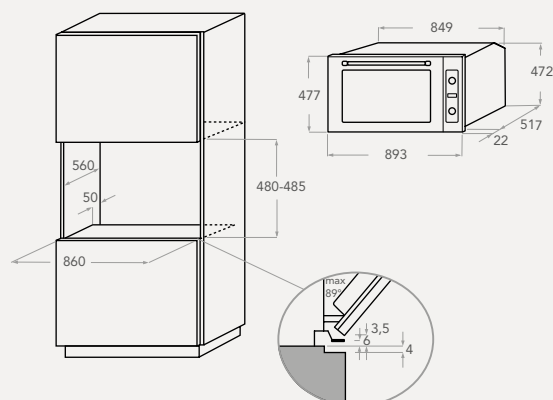
KitchenAid Stainless Steel
KOGSS 60600



PRODUCT PAGE 93

90 CM OVEN

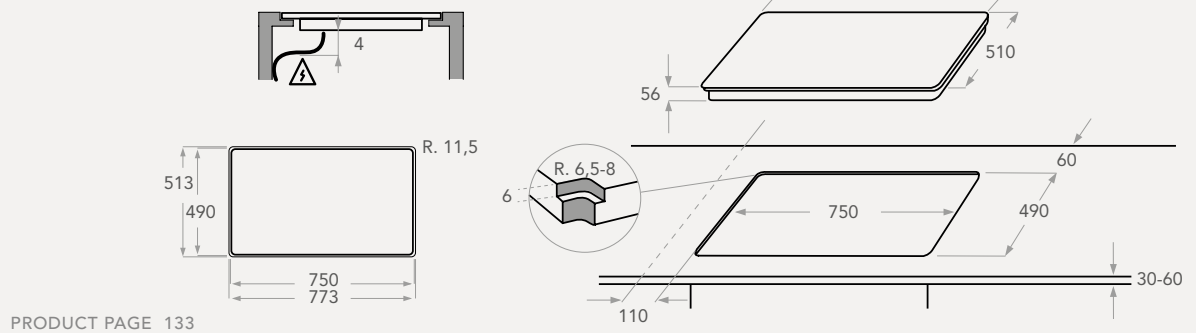
KitchenAid Stainless Steel
KOFCS 60900



PRODUCT PAGE 93

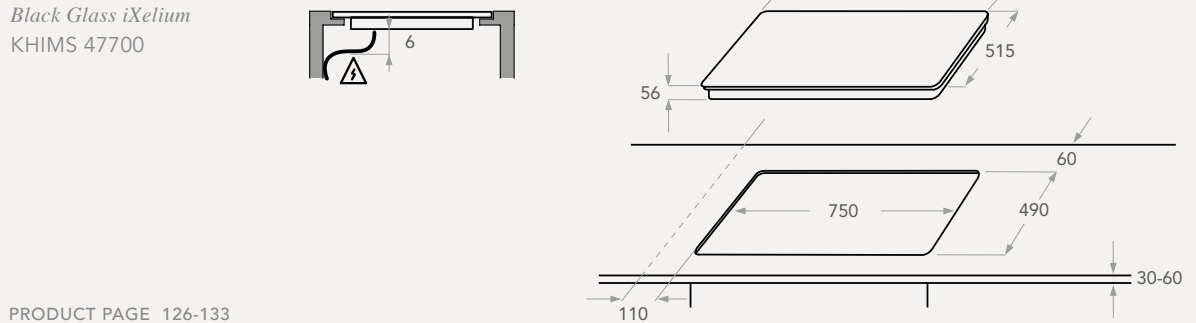
77 CM INDUCTION HOB

Black Glass iXelium
KHIMF 47700



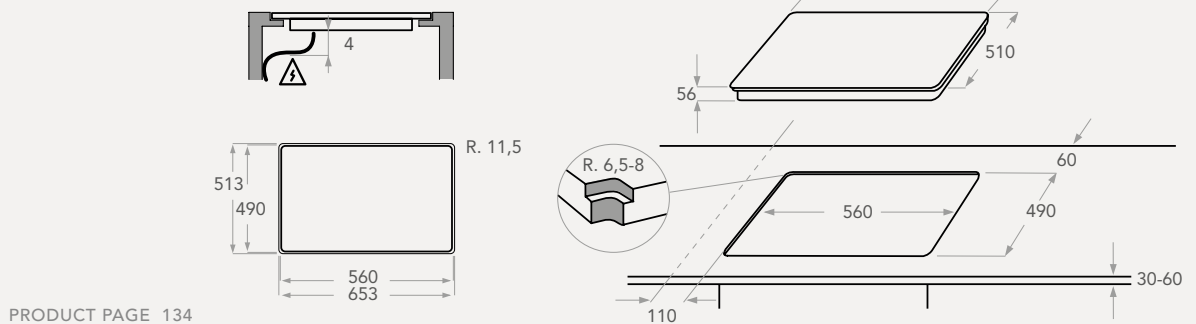
77 CM INDUCTION HOB

Black Glass
KHID4 77510
Black Glass iXelium
KHIMS 47700



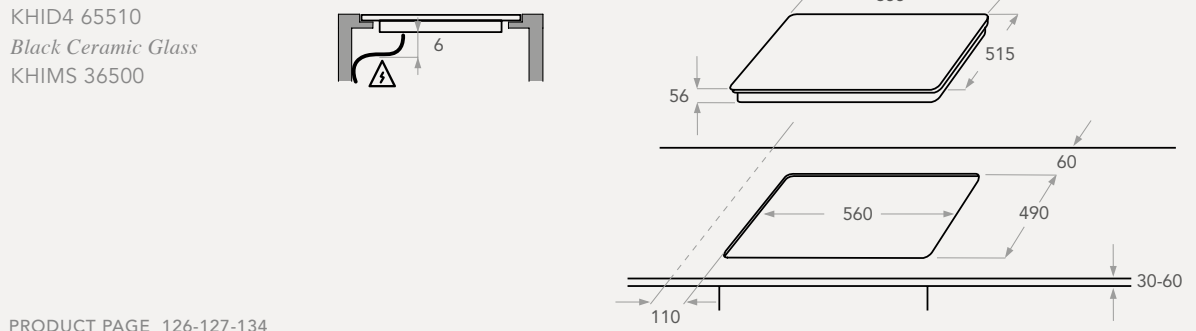
65 CM INDUCTION HOB

Black Glass
KHIMF 36500



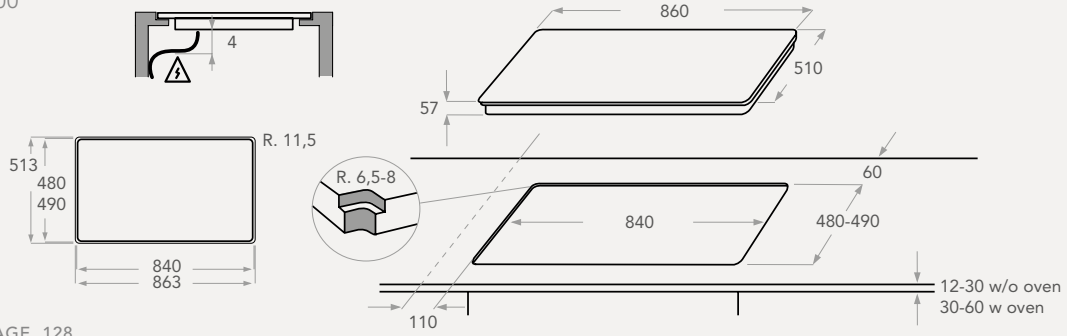
65 CM INDUCTION HOB

Black Glass
KHID3 65510
KHID4 65510
Black Ceramic Glass
KHIMS 36500



90 CM INDUCTION HOB

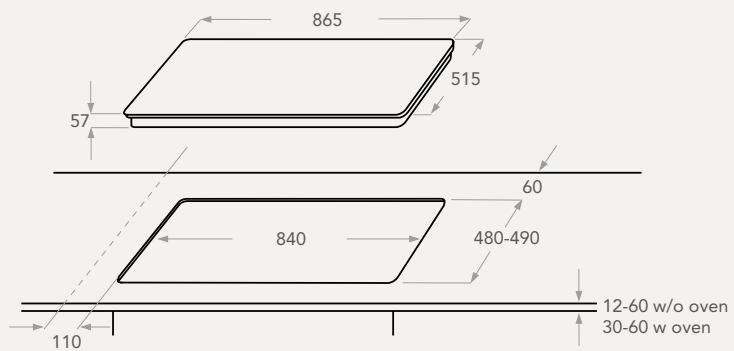
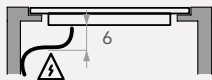
Black Glass iXelium
KHIAF 10900



PRODUCT PAGE 128

90 CM INDUCTION HOB

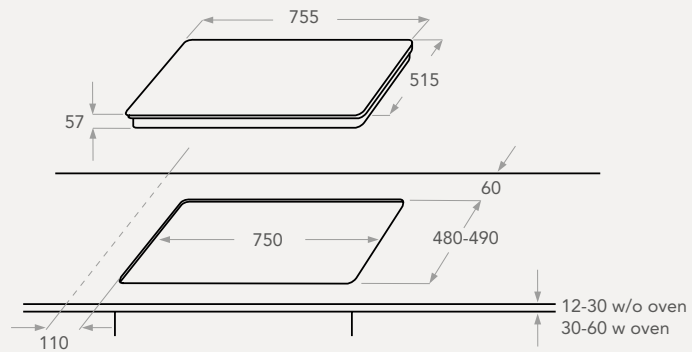
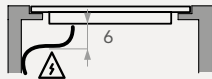
Black Glass iXelium
KHIAF 10900



PRODUCT PAGE 128

77 CM INDUCTION HOB

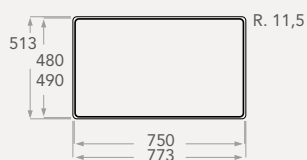
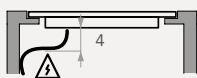
Black Glass iXelium
KHIAF 87700



PRODUCT PAGE 129

77 CM INDUCTION HOB

Black Glass iXelium
KHIAF 87700



PRODUCT PAGE 129

65 CM INDUCTION HOB

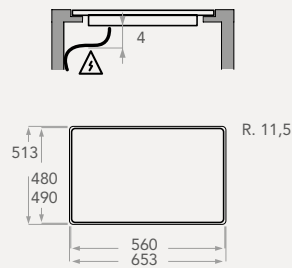
Black Glass

KHIAF 86500

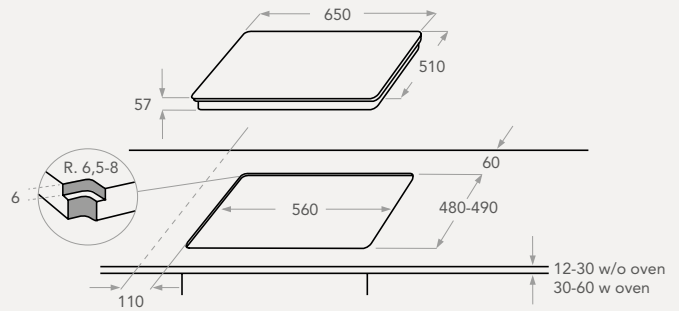
KHIMF 86500

Black Ceramic Glass

KHIMF 66500



PRODUCT PAGE 130-131-132

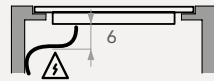


65 CM INDUCTION HOB

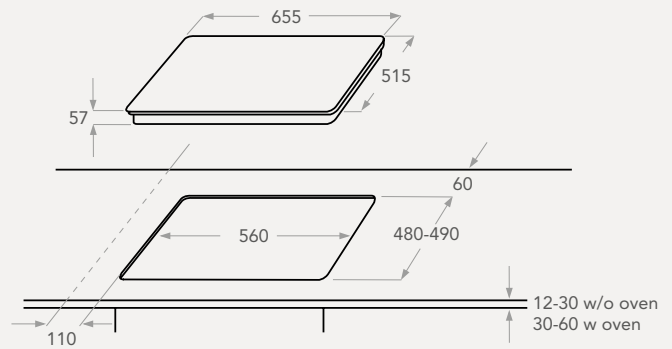
Black Glass

KHIAS 86500

KHIMS 86500



PRODUCT PAGE 130-131



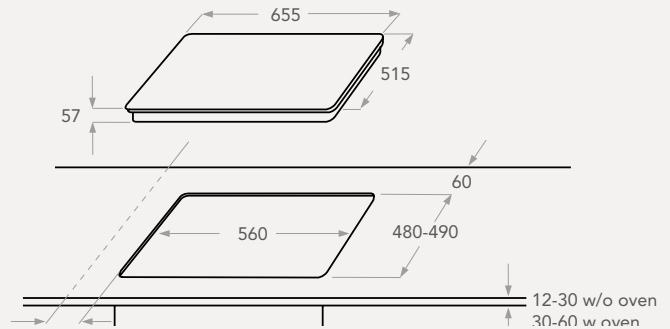
65 CM INDUCTION HOB

Black Ceramic Glass

KHIMS 66500



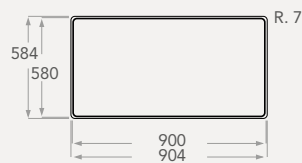
PRODUCT PAGE 132



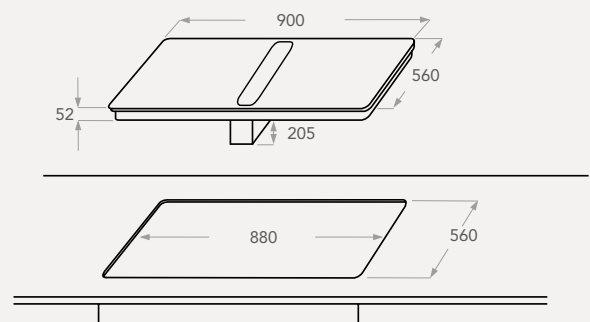
VENTILATED HOB

Black Ceramic Glass

KHIVF 90000

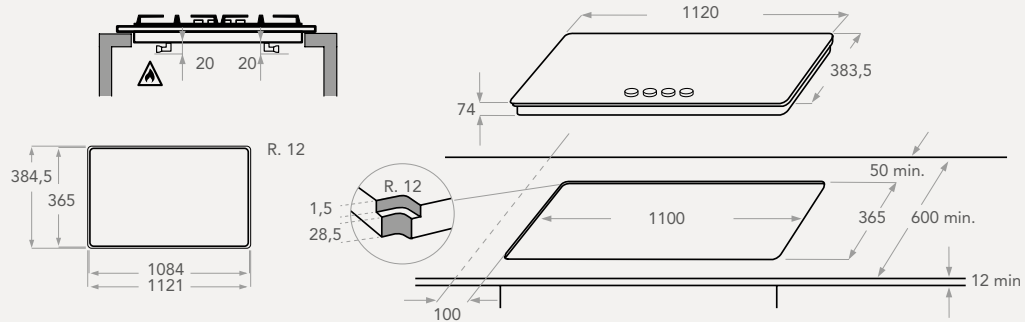


PRODUCT PAGE 135



113 CM GAS HOB*Inox*

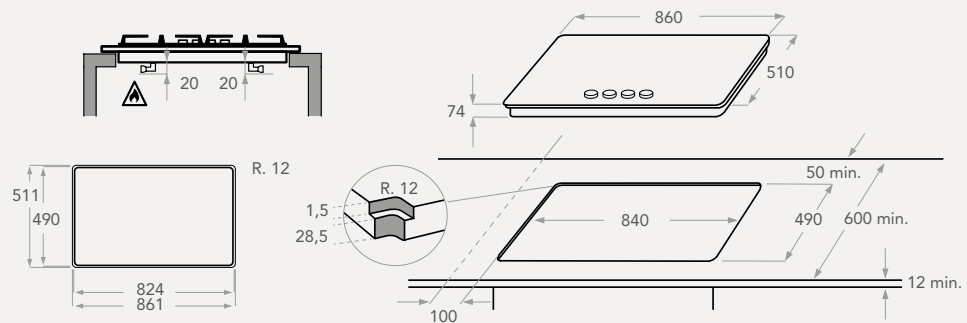
KHSD4 11380



PRODUCT PAGE 138

86 CM GAS HOB*Inox*

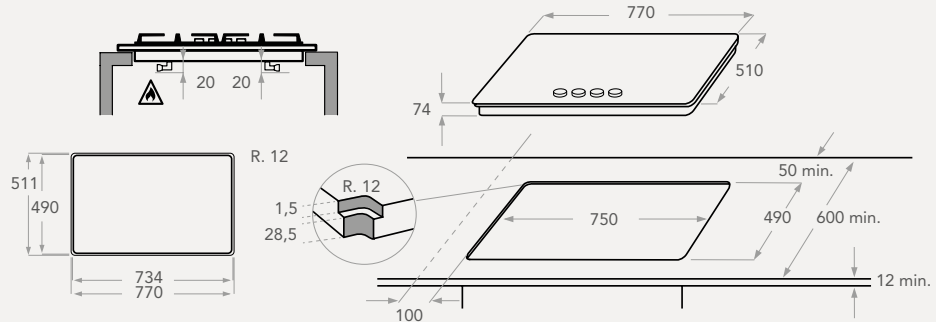
KHSP5 86510



PRODUCT PAGE 138

77 CM GAS HOB*Inox*

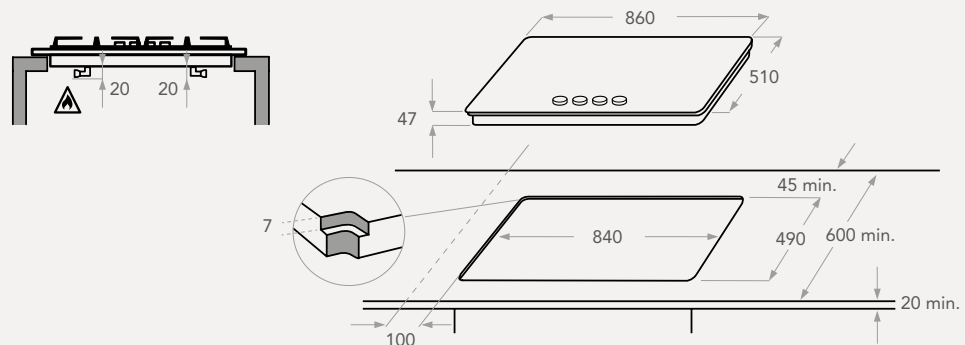
KHSP5 77510



PRODUCT PAGE 139

86 CM GAS HOB*Inox Ixelum*

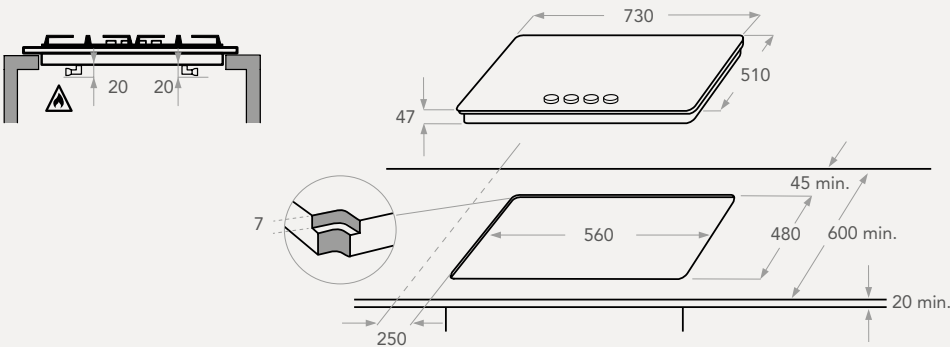
KHMP5 86510



PRODUCT PAGE 139

77 CM GAS HOB

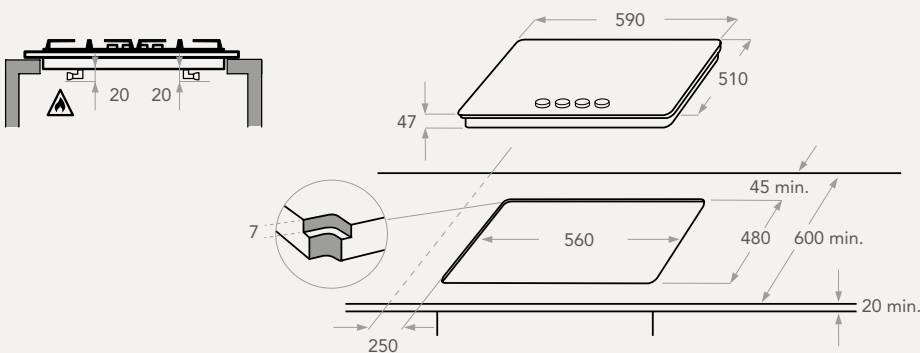
Inox Ixelum
KHMP5 77510
KHMD5 77510



PRODUCT PAGE 140

60 CM GAS HOB

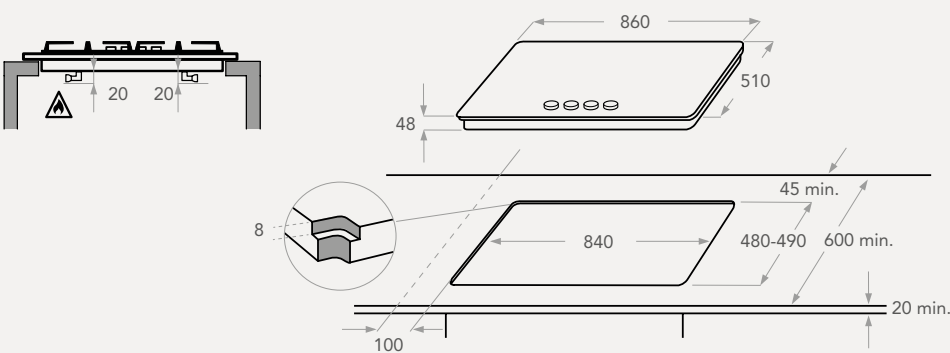
Inox Ixelum
KHMD4 60510



PRODUCT PAGE 141

86 CM GAS HOB

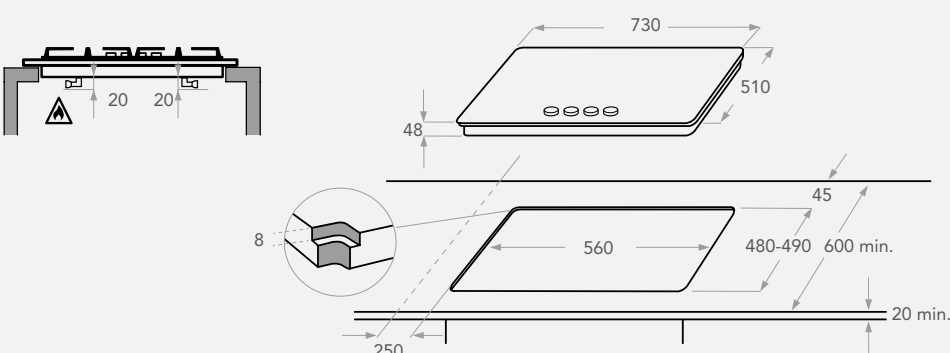
Glass
KHGD5 86510



PRODUCT PAGE 141

77 CM GAS HOB

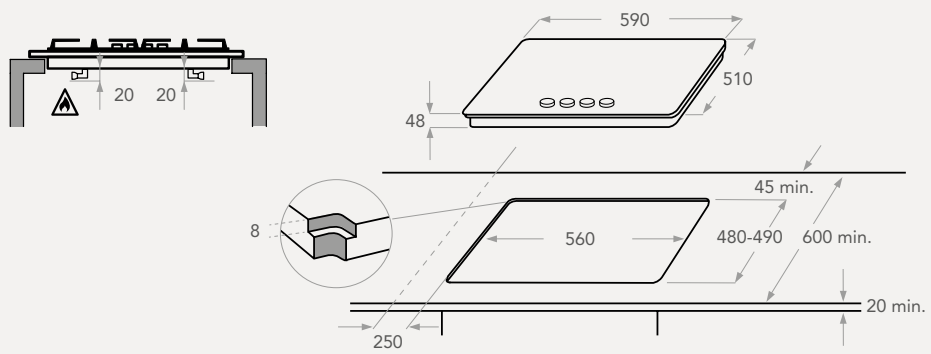
Glass
KHGD5 77510



PRODUCT PAGE 142

60 CM GAS HOB

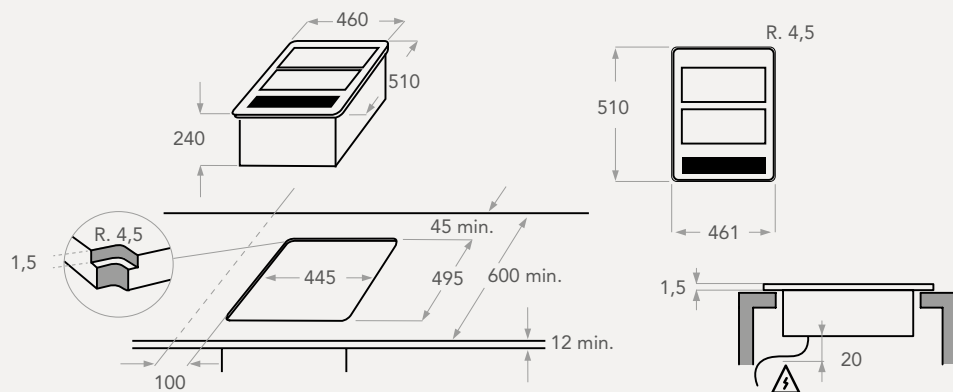
Glass
KHGD4 60510



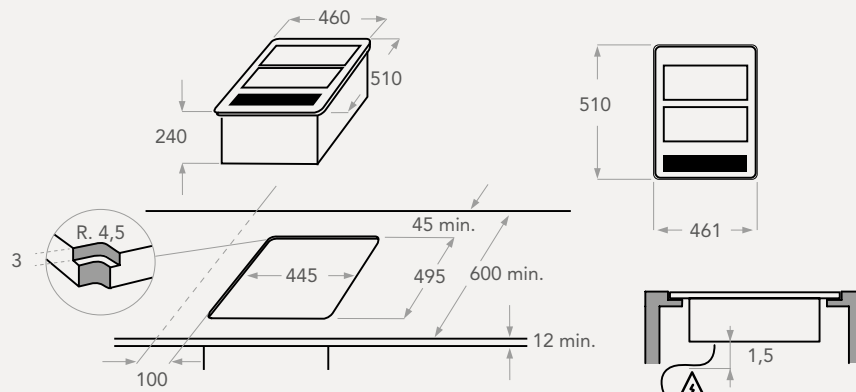
PRODUCT PAGE 142

45 CM CHEF SIGN

Inox
KHCMF 45000
KHCMS 45000



Standard installation

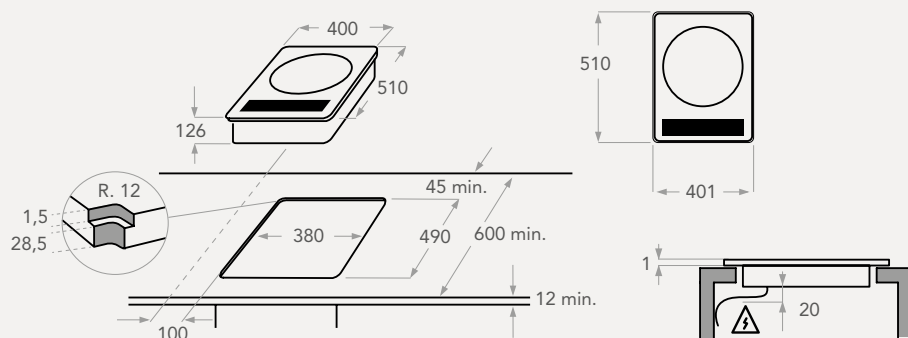


Flush installation

PRODUCT PAGE 146

38 CM DOMINO INDUCTION WOK HOB

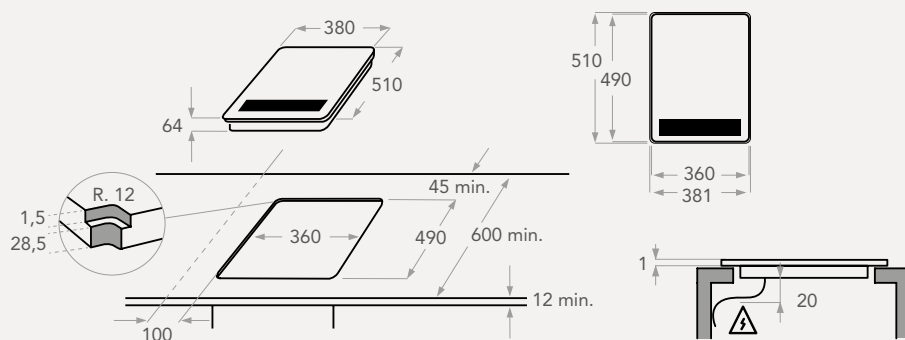
Inox
KHWD1 38510



PRODUCT PAGE 147

38 CM DOMINO TEPPANYAKI*Inox*

KHTD2 38510

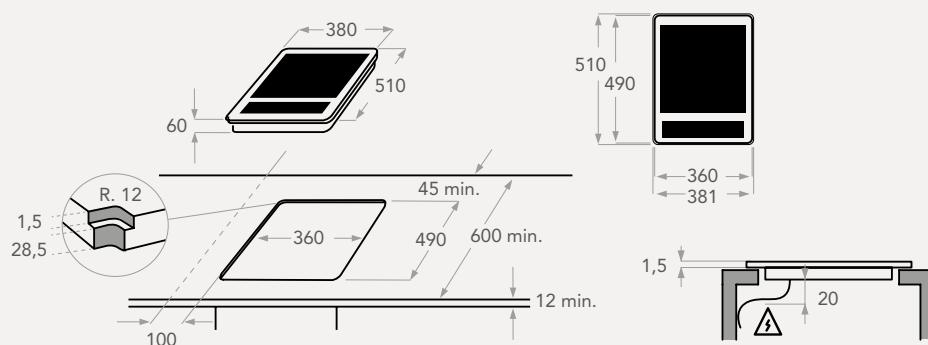


PRODUCT PAGE 147

38 CM DOMINO INDUCTION HOB*Glass*

KHYD1 38510

KHYD2 38510

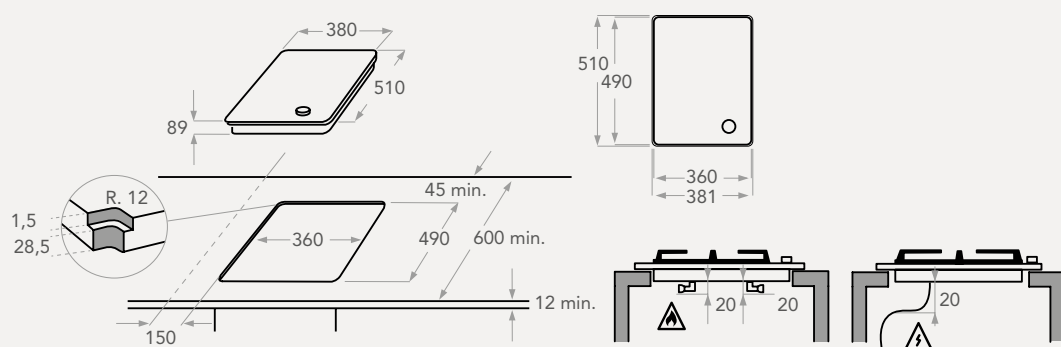


PRODUCT PAGE 148

38 CM DOMINO INDUCTION HOB*Inox*

KHDP1 38510

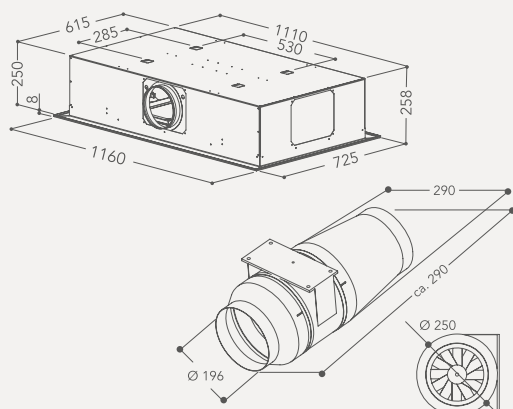
KHDD2 38510



PRODUCT PAGE 149

120 CM CEILING HOOD

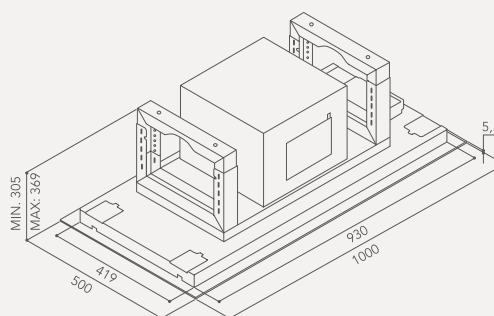
KitchenAid Stainless Steel
KEICD 12030 - KEMXX 00000



PRODUCT PAGE 166

100 CM CEILING HOOD

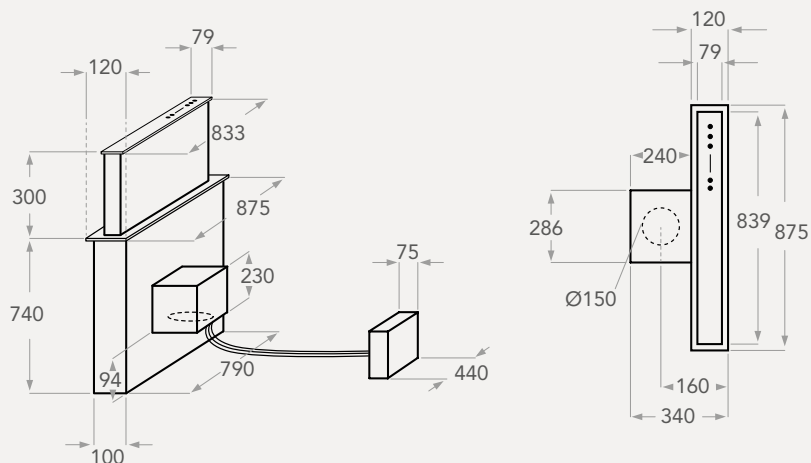
KitchenAid Stainless Steel
KEICD 10010



PRODUCT PAGE 166

90 CM DOWNDRAFT HOOD

KitchenAid Stainless Steel
KEBDS 90020

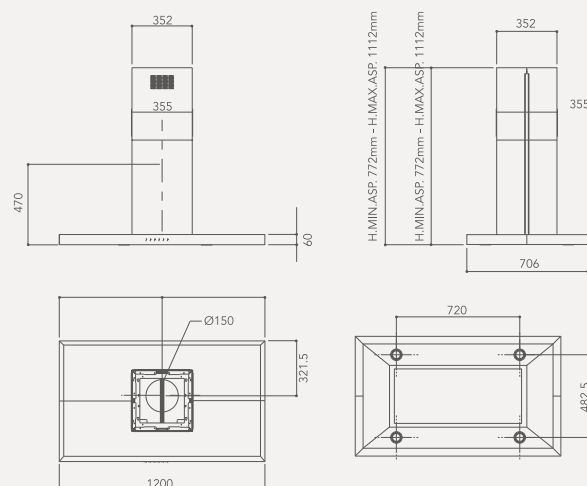


Deportable motor

PRODUCT PAGE 167

120 CM ISLAND HOOD

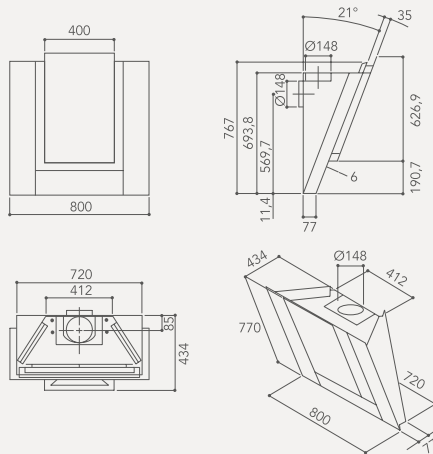
KitchenAid Stainless Steel
KEIPP 12020



PRODUCT PAGE 168

80 CM DESIGN HOOD

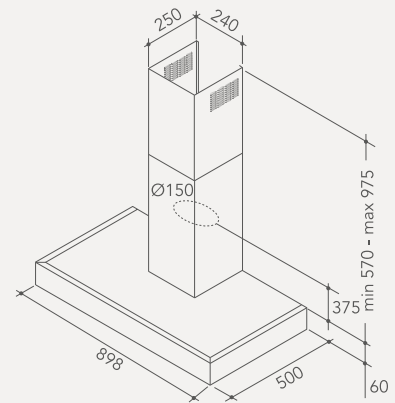
KitchenAid Stainless Steel
KEWVP 80010



PRODUCT PAGE 167

90 CM CHIMNEY HOOD

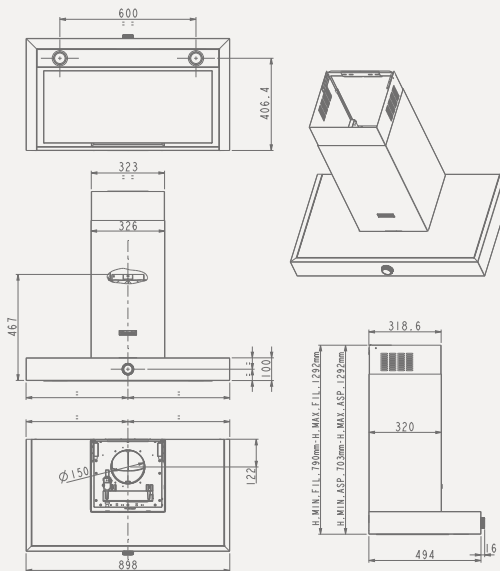
KitchenAid Stainless Steel
KEWTP 90010



PRODUCT PAGE 169

90 CM CHIMNEY HOOD

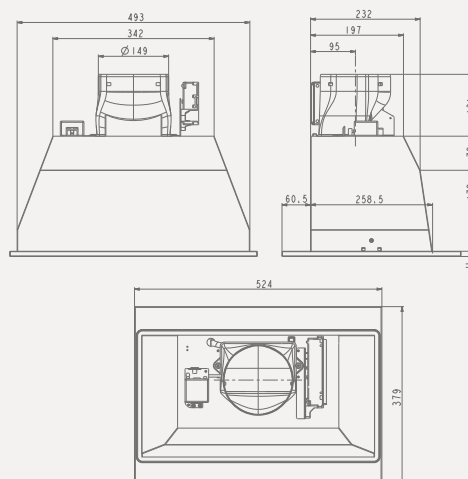
KitchenAid Stainless Steel
KEWPP 90010



PRODUCT PAGE 168

60 CM BUILT-IN EXTRACTOR HOOD

KitchenAid Stainless Steel
KEBES 60010



PRODUCT PAGE 169

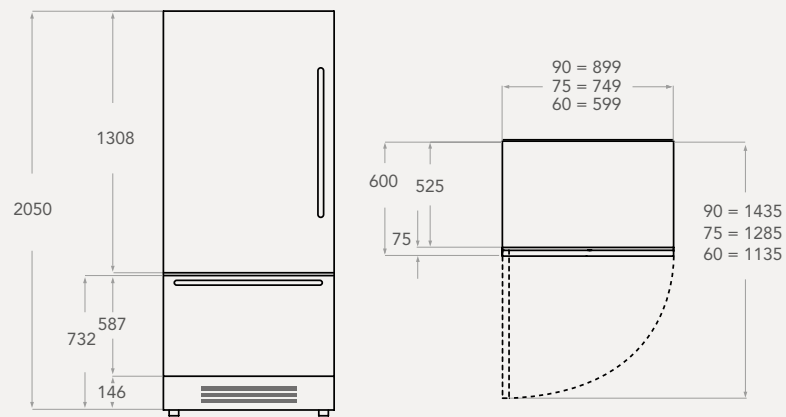
90CM / 75CM INTEGRATED BOTTOM MOUNT REFRIGERATOR

KitchenAid Stainless Steel

KCZCX 20901R/L

KCZCX 20900R/L

KCZCX 20750R/L



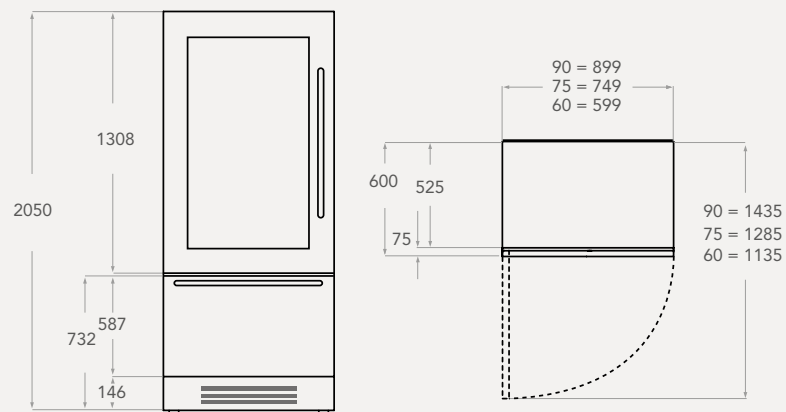
PRODUCT PAGE 182-183

90CM / 60CM INTEGRATED WINE CELLAR

KitchenAid Stainless Steel

KCZWX 20900L

KCZWX 20600R/L



PRODUCT PAGE 183-184

90CM / 75CM BUILT-IN BOTTOM MOUNT REFRIGERATOR 90CM / 60CM BUILT-IN WINE CELLAR

KitchenAid Stainless Steel

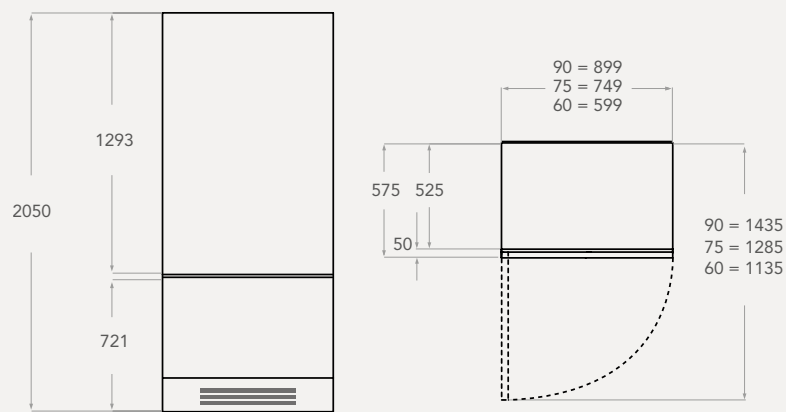
KVCX 20901R/L

KVCX 20900R/L

KVCX 20750R/L

KCVWX 20900L

KCVWX 20600R/L

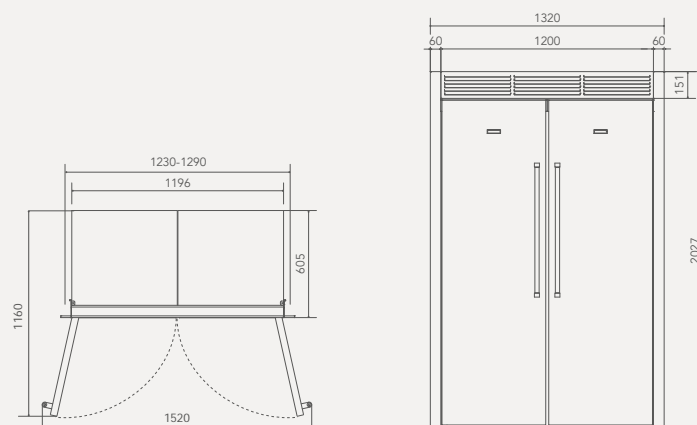


PRODUCT PAGE 184-185-186

SIDE-BY-SIDE BUILT-IN

KitchenAid Stainless Steel

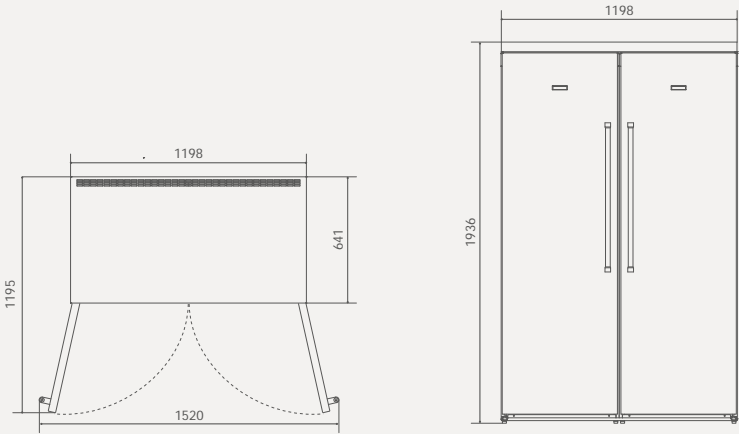
KCBPX 18120



PRODUCT PAGE 196

SIDE-BY-SIDE FREESTANDING

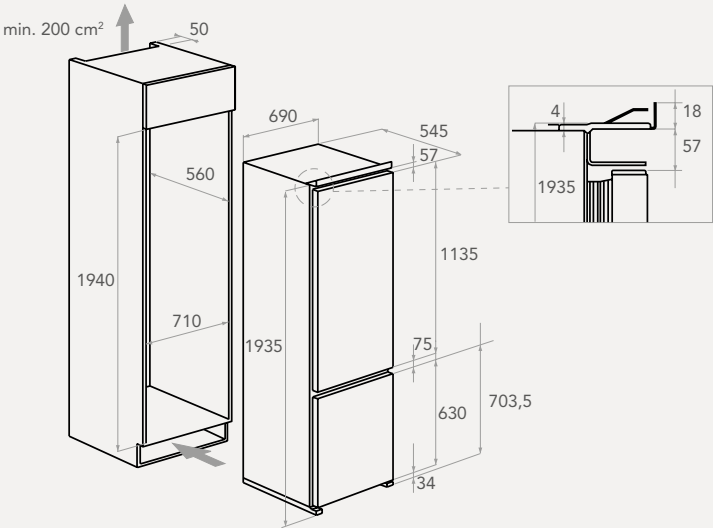
KitchenAid Stainless Steel
KCFPX 18120



PRODUCT PAGE 196

COMBI TALL 400

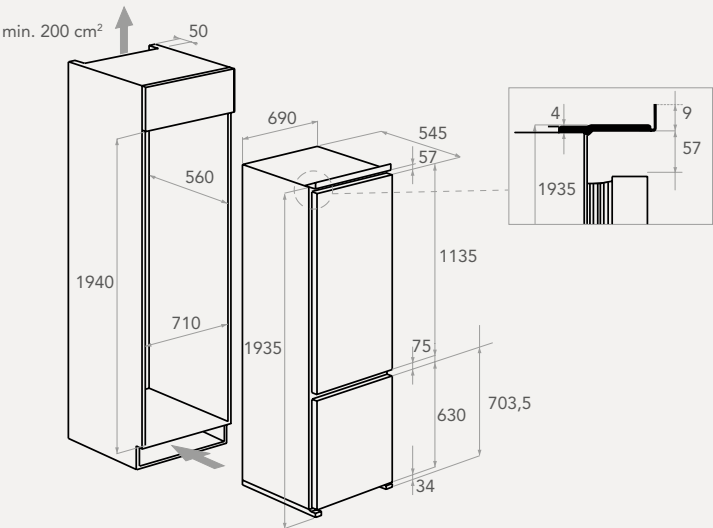
White
KCBDR 20700.1



PRODUCT PAGE 202

COMBI TALL 400

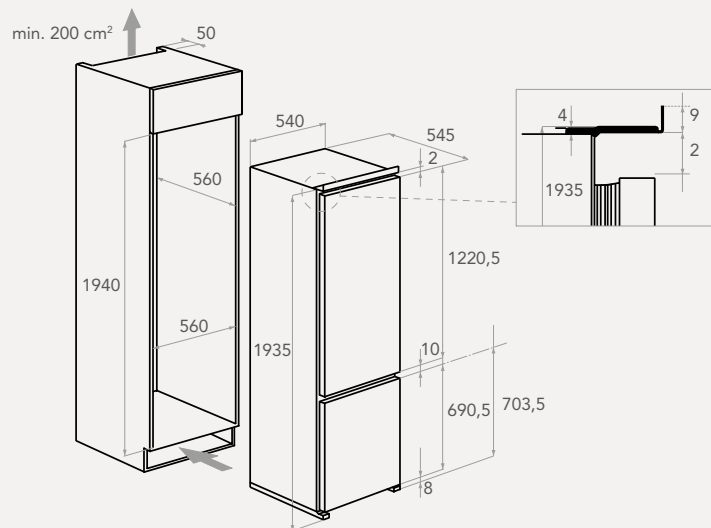
White
KCBDS 20701.1



PRODUCT PAGE 202

193 CM FRIDGE-FREEZER*White*

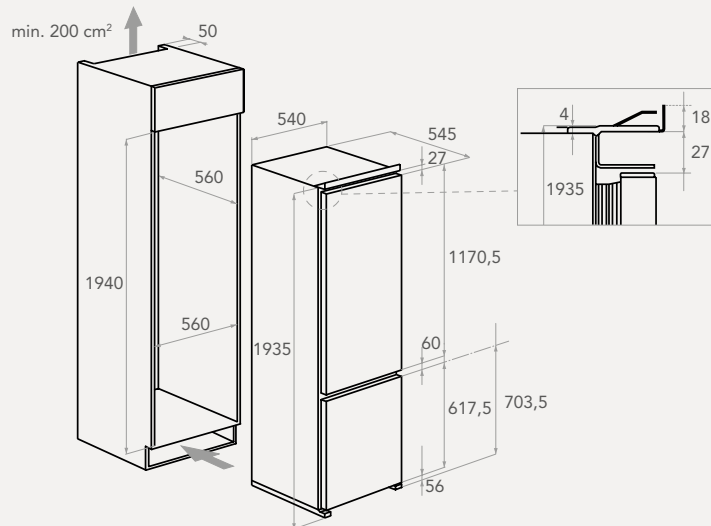
KCBCS 20600.1



PRODUCT PAGE 203

193 CM FRIDGE-FREEZER*White*

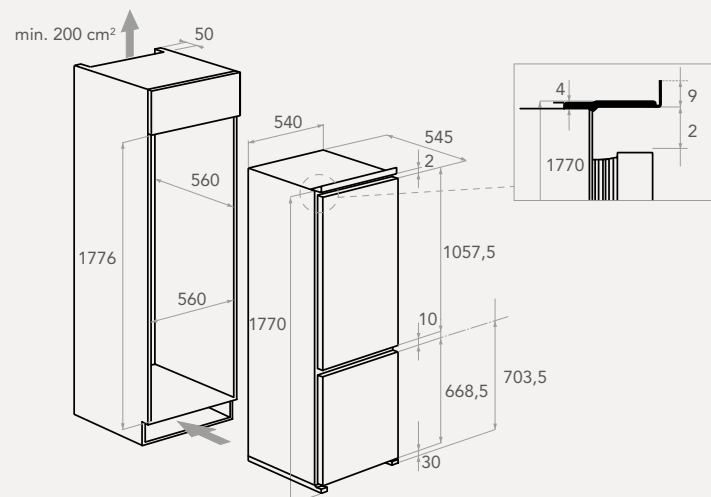
KCBCR 20600.1



PRODUCT PAGE 203

177 CM FRIDGE-FREEZER*White*

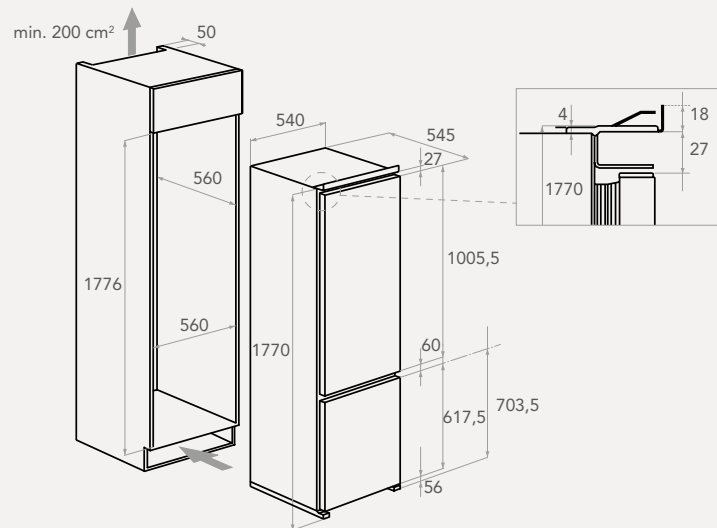
KCBCS 18600.1



PRODUCT PAGE 204

177 CM FRIDGE-FREEZER

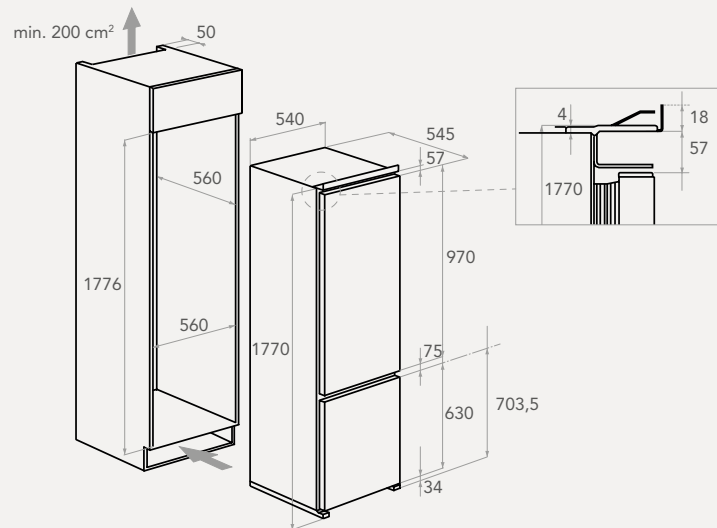
White
KBCBR 18600.1



PRODUCT PAGE 204

177 CM FRIDGE-FREEZER

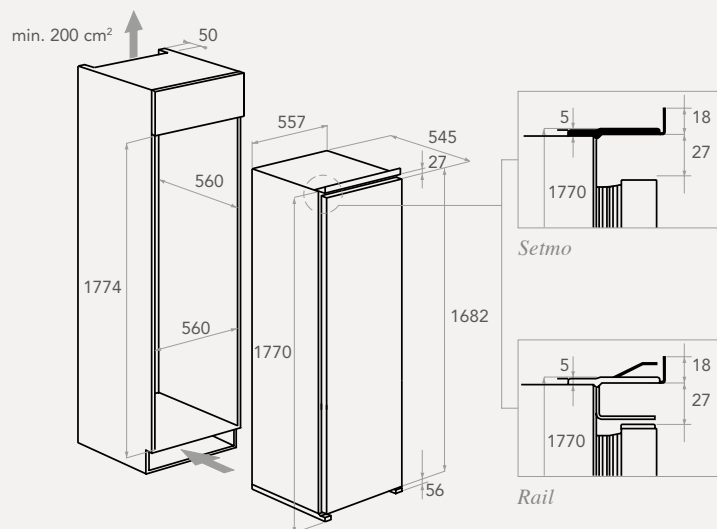
White
KCBDR 18602.1
KCBDR 18600.1



PRODUCT PAGE 205-206

177 CM MONODOOR FREEZER

White
KCBFS 18602.1
KCBNS 18602.1

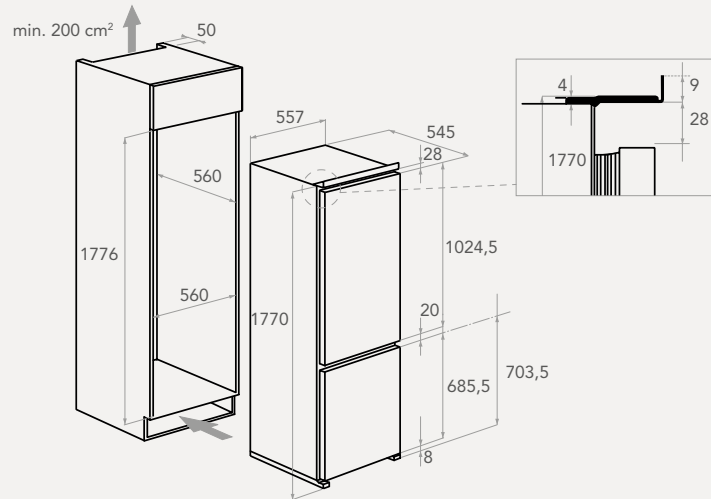


PRODUCT PAGE 210

177 CM FRIDGE-FREEZER

White

KCBDS 18600.1

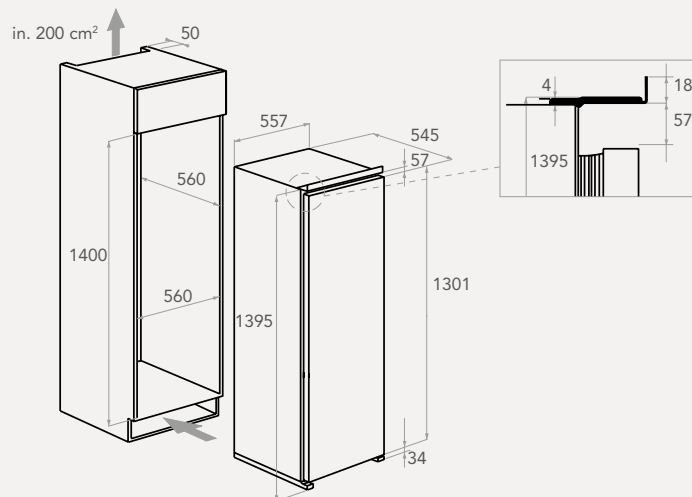


PRODUCT PAGE 205

139 CM MONODOOR REFRIGERATOR

White

KCBNS 14600.1



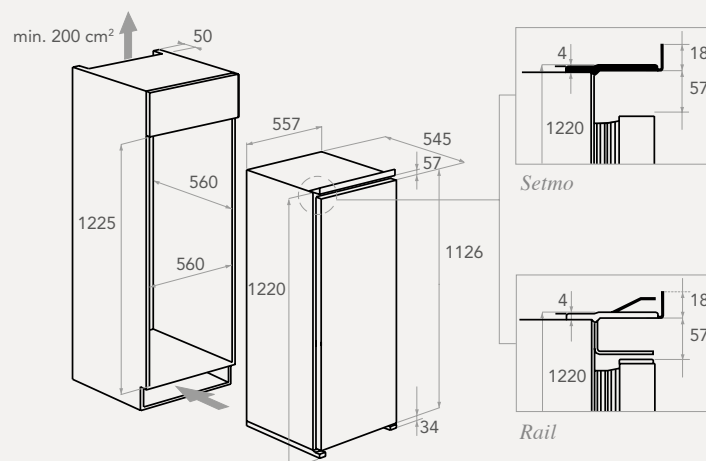
PRODUCT PAGE 211

122 CM MONODOOR REFRIGERATOR

White

KCBNS 12600

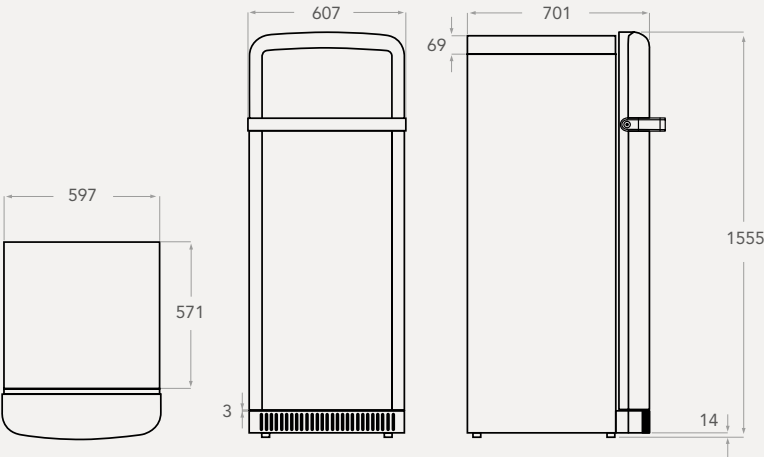
KCBNR 12600.1



PRODUCT PAGE 212

ICONIC FRIDGE

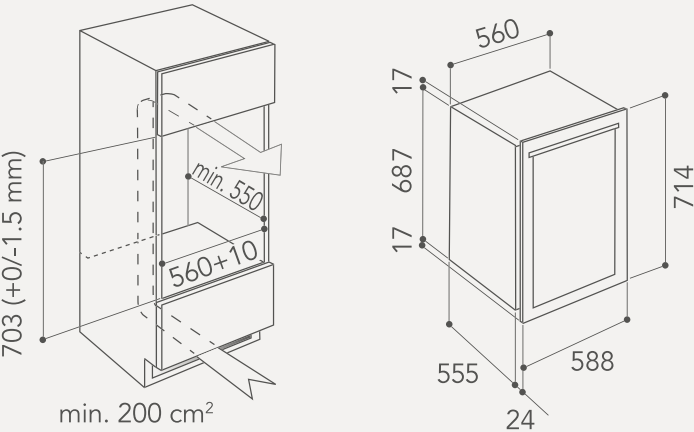
Empire Red
KCFME 60150.1R/L
Onyx Black
KCFMB 60150.1R/L
Almond Cream
KCFMA 60150.1R/L



PRODUCT PAGE 217

70 CM WINE CELLAR

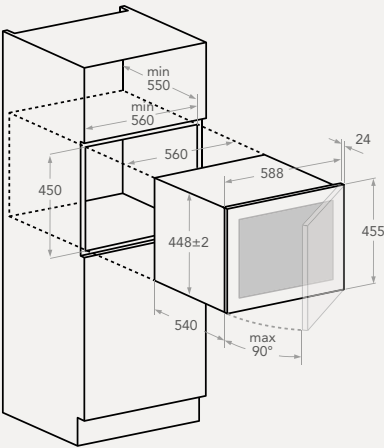
KitchenAid Stainless Steel
KCBWX 70600R/L



PRODUCT PAGE 222

45 CM WINE CELLAR

KitchenAid Stainless Steel
KCBWX 45600



PRODUCT PAGE 222

**60 CM FULLY INTEGRATED
DISHWASHER***Black Glass*

KDSDM 82142 NE

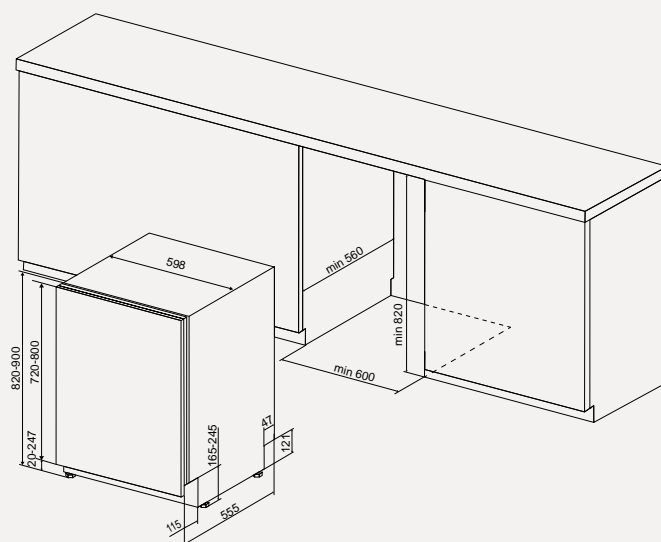
KDSCM 82142

**60 CM LOW PLINTH FULLY
INTEGRATED DISHWASHER***Black Glass*

KDSDM 82143

KDSDM 82142

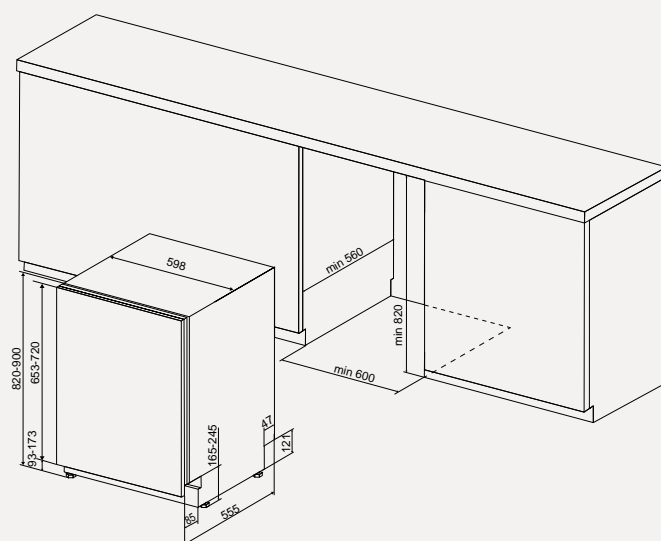
KDSCM 82142 SL



PRODUCT PAGE 242-243-244

**60 CM FULLY INTEGRATED
DISHWASHER***KitchenAid Stainless Steel*

KDSCM 82141



PRODUCT PAGE 244

SMALL DOMESTIC APPLIANCES

Creative in every way

*Every kitchen has a story to tell.
Moments of breathless anticipation,
bold experimentation, flashes
of inspiration and triumphant
successes. KitchenAid is proud
to be part of that story,
by celebrating your passion for
cooking, sparking your creativity.
We design appliances that inspire
you to go further, to be brilliant.*





*Simplicity,
control and precision
come together
in the iconic design
of KitchenAid*

2018/19 COLLECTION



STAND MIXER + CULINARY CENTRE

Stir up your passion



Whatever you're creating, our iconic Stand Mixers with their extensive range of attachments and accessories, and our revolutionary new Cook Processor will inspire you throughout your culinary journey.

ARTISAN STAND MIXER

Whether you're conjuring up a sumptuous dinner party creation, melt-in-the-mouth pastries, or delicious homemade ravioli,

our KitchenAid range of iconic Stand Mixers, with their timeless design and extensive range of accessories, makes light work of it.



Candy Apple
5KSM7580XBCA

STAND MIXER ARTISAN

DISTINCTIVE FEATURES

6.9 L stainless steel bowl
1.3 HP high efficiency motor with direct drive
 Original planetary action
 Single attachment hub

ACCESSORIES

All stainless steel standard accessories

AESTHETICS

Smooth rounded bowl-lift professional design
 Full metal body construction, high precision metal gears
 and metal control knobs



5KSM7580XBER
Empire Red



5KSM7580XBOB
Onyx Black



5KSM7580XBFP
Frosted Pearl



5KSM7580XBMS
Medallion Silver



Candy Apple
5KSM150PSBCA

ARTISAN STAND MIXER

DISTINCTIVE FEATURES

Single multipurpose attachment hub
Excellent performance - direct drive
4.8 L stainless steel bowl
Full metal construction
Original planetary action
Single attachment hub

AESTHETICS

Iconic, timeless, elegant and smooth, rounded tilt-head design



5KSM150PSBMS
Medallion Silver



5KSM150PSBER
Empire Red



5KSM150PSBTG
Tangerine



5KSM150PSBGA
Green Apple



5KSM150PSBCL
Crystal Blue



5KSM150PSBAC
Almond Cream



5KSM150PSBWH
White



5KSM150PSBMC
Silver Metallic



5KSM150PSBOB
Onyx Black





5FGA

FOOD GRINDER

For mincing and grinding meat, fish, vegetables, dried bread, firm-fleshed fruits as well as cheese.



5FT

FOOD TRAY

Can be used in combination with either the 5FGA or 5FVSP.



5JE

CITRUS JUICER

For making fresh citrus fruit juices.



KIT (5FGA + 5FVSP)

ACCESSORY PACK

Food grinder 5FGA

For mincing and grinding meat, fish, vegetables, dried bread, firm-fleshed fruits as well as cheese.



Fruit and vegetable strainer 5FVSP

For puréeing soft fruits and cooked vegetables. It strains the food to a purée and separates any pips, stems or skins.



5FVSP

FRUIT AND VEGETABLE STRAINER

For puréeing soft fruits and cooked vegetables. It strains the food to a purée and separates any pips, stems or skins.



5K45SBWH

STAINLESS STEEL BOWL 4.3 L

The 4.3 L bowl has a handle. The bowl is made of polished stainless steel.



5K5GB

GLASS & FROSTED GLASS BOWL 4.8 L

Easy to read ingredient quantity marks moulded into the side of the bowl. Delivered with a silicone lid.



5K5GBF

Mixing bowl is dishwasher-, freezer- and microwave-safe, and made of durable, sturdy glass. Dishwasher-safe.



5K5THSBP

STAINLESS STEEL BOWL 4.8 L

Polished stainless steel bowl with ergonomic handle. Dishwasher-safe.



5K7SDH

COATED DOUGH HOOK 6.9 L

Aluminium with non-stick nylon coating. PowerKnead hook. Dishwasher-safe.



5K7SBF

COATED FLAT BEATER 6.9 L

Aluminium with non-stick nylon coating. Dishwasher-safe.



5KFE5T

FLEX EDGE BEATER 4.8 L

Is used for normal to heavy mixtures, such as cakes, frostings, cookies and mashed potatoes. The flexible edge design guarantees faster mixing, without stopping the motor and using a spatula. Coated metal with a silicone side. Dishwasher-safe.



5KFE7T

FLEX EDGE BEATER 6.9 L

Stainless steel PowerKnead Dough Hook provides optimal coverage of the large 6.9 L Bowl. Dishwasher-safe.



5KB3SS

STAINLESS STEEL BOWL 3 L

Compliments the 4.8 L bowl and can be utilized for processing smaller quantities. No need to wash the bowls in between. Is made out of polished stainless steel. Dishwasher-safe.



5KGM

GRAIN MILL

For grinding wheat, oats, rice, corn, barley, buckwheat, millet and other low moisture, non-oily grains.



5KICA0WH

ICE CREAM MAKER 4.8 L

Produces up to 1.9L of soft consistency ice cream, sorbets or frozen desserts.



5KIDRCL

TACA PASTA CLEAR

Pasta drying rack. With black foot.



5KR7SB

STAINLESS STEEL BOWL 6.9 L

Highly polished stainless steel bowl with ergonomic handle. Dishwasher-safe. Compatible only with 5KSM7580 range.



5KSM1JA

SLOW JUICER ATTACHMENT

Conveniently attaches to the stand mixer and turns it into a food processor. ExactSlice System. Dicing kit with double blade. Reversible shredding and julienne discs with separate food wiper. Dishwasher-safe parts including removable liner. Compact storage case to hold all interchangeable parts.



5KSM2FPA

FOOD PROCESSOR ATTACHMENT

For making fresh citrus fruit juices.



5KSMPRA

PASTA ROLLER & CUTTER

A roller to make pasta sheets up to 140 mm wide, and 2 cutters to make fresh tagliatelle or spaghetti.



5KSMPSA

PASTA SHEET ROLLER

For kneading and thinning dough.



5SSA

SAUSAGE STUFFER

Must be used in combination with the 5FGA. It makes many varieties of sausages, and comes with 2 tubes (10 mm and 16 mm).



5KSMFPPC

ACCESSORY PACK

For mincing and grinding meat, fish, vegetables, dried bread, firm-fleshed fruits as well as cheese (5FGA).



For puréeing soft fruits and cooked vegetables. It strains the food to a purée and separates any pips, stems or skins (5FVSP).



Rotor vegetable slicer and shredder. Comes with medium and coarse shredding drum, slicing drum (5KSMVSA).



K45DH

COATED DOUGH HOOK 4.3 L

Used for mixing and kneading yeast dough, such as bread, pizza dough and pasta dough. Made out of aluminium and anti-stick nylon coated. Dishwasher-safe.



K45WW

STAINLESS STEEL WIRE WHIP 4.3 L

Used for incorporating air into eggs, egg whites, whipping cream and dips (such as mayonnaise).

Made out of stainless steel wires and aluminium head. Not dishwasher-safe.



K5THCB

COATED FLAT BEATER 4.8 L

Used for heavy mixtures, such as cakes, frostings, cookies and mashed potatoes. Made out of aluminium and anti-stick nylon coated. Dishwasher-safe.



5KRAV

RAVIOLE MAKER

Simply connect to your attachment hub and hand crank fresh ravioli quickly and easily.



5KSMEVSC

SET OF 3 DRUMS

Optional drums designed to fit the Vegetable Slicer and Shredder (5KSMVSA). Comes with a purée drum, julienne drum, fine shredding drum. For grating cheese and slicing vegetables.



5KSMSCA

VEGETABLE SHEET CUTTER

Use more fresh fruits and vegetables. Create sheets of zucchini, apples, cucumbers, potatoes, and other fruits and vegetables, and inspire fresh versions of everyday dishes.



KBC90N

2 BOWL COVERS 4.3 L/4.8 L

Fits following bowls: Artisan 4.8L bowl (5K5THSBP), 4.3L bowl (5K45SBWH) and 3L bowl (5KB3SS). Are packed per 2.



5KSMCT1ER

MIXER COVER 4.3 L/4.8 L



Empire Red
5KMT4205BER

ARTISAN TOASTER A 4

DISTINCTIVE FEATURES

7 shade settings with LED countdown timer
2 independent pairs of slots
Auto sensor with keep-warm feature
Sandwich function
Frozen function
Bagel function

ACCESSORIES

Sandwich rack
Bun warmer

AESTHETICS

Smooth rounded bowl-lift professional design
Die-cast metal construction with extra wide slots



5KMT4205BMS
Medallion Silver



5KTBW22
Optional Accessories



5KTSR1
Optional Accessories



Candy Apple
5KMT2204BCA

ARTISAN TOASTER A 2

DISTINCTIVE FEATURES

7 shade settings with LED countdown timer
Auto sensor with keep-warm feature
Sandwich function
Frozen function
Bagel function

ACCESSORIES

Sandwich rack
Bun warmer

AESTHETICS

Smooth rounded bowl-lift professional design
Die-cast metal construction with extra wide slots



5KMT2204BAC
Almond Cream



5KMT2204BER
Empire Red



5KMT2204BMS
Medallion Silver



5KTSR1
Optional Accessories



5KMT2204BFP
Frosted Pearl



5KMT2204BOB
Onyx Black



5KMT2204BBK
Cast Iron Black



5KTBW22
Optional Accessories





Empire Red
5KES2102BER

ARTISAN ESPRESSO MACHINE

DISTINCTIVE FEATURES

Two independent boilers with autoshut off function after 30 minutes:

- Espresso boiler
- Steam boiler

Professional filter holder
Large espresso and steam gauges
Cup warmer

ACCESSORIES

Standard Accessories

AESTHETICS

Die-cast metal construction



5KES2102BAC
Almond Cream



5KES2102BOB
Onyx Black



Included Accessories





Candy Apple
5KES0503BCA

NESPRESSO

DISTINCTIVE FEATURES

6 settings (25-40-60-90-110-130 ml) from ristretto to lungo
Under 30 second heat-up time and auto shut off
Nespresso designed capsule loading system
with hands-on lever operation
1.4 L removable water tank

ACCESSORIES

-

AESTHETICS

KitchenAid premium die-cast metal construction meets
Nespresso coffee quality



5KES0503BER
Empire Red



5KES0503BAC
Almond Cream



5KES0503BOB
Onyx Black





Candy Apple
5KES0504BCA

NESPRESSO

DISTINCTIVE FEATURES

6 settings (25-40-60-90-110-130 ml) from ristretto to lungo
Choose the volume and strength for a coffee to taste
Under 30 second heat-up time and auto shut off
Nespresso designed capsule loading system
with hands-on lever operation
1.4 L removable water tank

ACCESSORIES

Aeroccino 3 Bundle

AESTHETICS

KitchenAid premium die-cast metal construction meets
Nespresso coffee quality



5KES0504BER
Empire Red



5KES0504BAC
Almond Cream



5KES0504BOB
Onyx Black



Empire Red
5KCG0702BER

ARTISAN BURR GRINDER

DISTINCTIVE FEATURES

Stainless steel precision grinding burrs
15 different grind settings, available in half-step increments from 1 to 8
 Low rotations per minute (RPM) operation
 Glass bean hopper and grind jar

ACCESSORIES

-

AESTHETICS

Die-cast metal construction



5KCG0702BOB
Onyx Black



5KCG0702BAC
Almond Cream



Onyx Black
5KCM0812BOB

SIPHON COFFEE MAKER

DISTINCTIVE FEATURES

Fully automated immersion vacuum brewing process through precise temperature
Dual-purpose brewing and pouring lid
Large **1 L** capacity
Extra wide neck with magnetic locking seal
Secure brew unit stand
Reusable stainless steel and cloth filters

ACCESSORIES

Cloth Filter

AESTHETICS

Premium glass construction with stainless steel accents.



Stainless Steel
5KCM0512BSS

PRECISION PRESS COFFEE MAKER

DISTINCTIVE FEATURES

French Press with integrated scale and timer
Dual wall construction
Soft Touch Handle

ACCESSORIES

-

AESTHETICS

Cordless design and integrated control panel with LCD-display
Sleek Stainless Steel Design



5KCMCLOTH
Cloth Filter



Included Accessories



Candy Apple
5KEK1522BCA

KETTLE

DISTINCTIVE FEATURES

1.5 L capacity
Dual wall construction
Adjustable temperature from 50°C to 100°C
Temperature gauge

ACCESSORIES

-

AESTHETICS

Smooth, rounded design
Metal construction with soft-touch handle



5KEK1522BER
Empire Red



5KEK1522BAC
Almond Cream



5KEK1522BEK
Onyx Black



5KEK1522BMS
Medallion Silver



5KEK1522BFP
Frostead Pearl



Stainless Steel
5KEK1322BSS

GLASS TEA KETTLE

DISTINCTIVE FEATURES

- Fast all-in-one brewing
- Auto keep-warm for up to 30 minutes and temperature selector
- 5 specialty tea settings/variable temperature control
- 5 pre-settings + keep-warm mode
 - Green tea at 80°C
 - White tea at 85°C
 - Oolong tea at 90°C
 - Black tea at 95°C
 - Herbal/boil at 100°C
 - Keep-warm at 70°C (up to 30 min.)
- Removable stainless steel steeper with portable holder Quick boil

ACCESSORIES

-

AESTHETICS

Premium streamlined glass and stainless steel design/construction



Candy Apple
5KHB3581BCA



Medallion Silver
5KHB3581BMS

HAND BLENDER

DISTINCTIVE FEATURES

3 Interchangeable stainless steel bell blades with removable pan guard
2 Twist-lock stainless steel blending arms (20 and 33 cm)
 Chopper, whisk and **1** L BPA-free pitcher
 Powerful **5** speed DC motor with LED-indicator

ACCESSORIES

Cordless hand blender with rechargeable 12 V li-ion battery
 Useful storage case for attachments

AESTHETICS

Ergonomic design with rear hook



Included Accessories

ARTISAN MAGNETIC DRIVE BLENDER

Perfect blend, perfect taste



*Whip up healthy, mouthwatering creations with our stylish
high-performance Blenders, Juicers and Food Processors.*

Just let your imagination guide you.

Experience the revolutionary Artisan Magnetic Drive Blender, combining groundbreaking innovation, high power and low effort in a unique design. Our Artisan Magnetic Drive Blender is driven by magnetised turbo power

to handle even the most challenging foods, from ice to hard fruits and vegetables. This ensures that tough ingredients are finely ground, and that fruits and vegetables are whipped into a smooth consistency.



Medallion Silver
5KSB5080BMS

ARTISAN MAGNETIC DRIVE BLENDER

DISTINCTIVE FEATURES

Powerful 2.0 Peak HP Motor with Intelli-Speed technology
4 pre-set recipe programs
 Pulse function
 Soft Start feature
 Manual speed control
 Diamond blending system
 Revolutionary Magnetic Drive
 One-piece **1.8 L** BPA with integrated measuring cup

ACCESSORIES

Diamond pitcher design and stainless steel blades

AESTHETICS

Stand-out sleek design and die-cast metal construction
 Slide-In Design and hands-free operation



5KSB5080BBK
Cast Iron Black



Empire Red
5KSB5553BER

ARTISAN BLENDER

DISTINCTIVE FEATURES

Large, durable glass pitcher with unique shape
Sharp, stainless steel blades
Powerful motor with intelli-speed control
"Soft start" feature
Coated, steel reinforced coupler
Stay-put lid with ingredient cup

ACCESSORIES

All stainless steel standard accessories

AESTHETICS

Clean touch control pad integrated into a smooth, rounded design
Die-cast metal base



5KSB5553BAC
Almond Cream



5KSB5553BMY
Majestic Yellow



5KSB5553BPK
Pink



5KSB5553BGA
Green Apple



5KSB5553BWH
White



5KSB5553BOB
Onyx Black



5KSB5553BMS
Medallion Silver



Candy Apple
5KFP1644BCA

FOOD PROCESSOR

DISTINCTIVE FEATURES

High-performance induction motor

Exact Slice System:

- Adjustable slicing disc with first ever external lever
- 3-in-1 ultrawide mouth feed tube
- Uniquely-designed sharp blades and two optimized low and high speeds

ACCESSORIES

Dicing kit for 16 cup food processor

AESTHETICS

Die-cast metal construction



5KFP16DC12
Dicing kit



5KFP1644BAC
Almond Cream



5KFP1644BER
Empire Red



5KFP1644BOB
Onyx Black

COOK PROCESSOR

Deliciously homemade



5KCF0104BER
Empire Red



5KCF0104BAC
Almond Cream



5KCF0104BMS
Medallion Silver



5KCF0104BBK
Cast Iron Black



Candy Apple
5KCF0104BCA

COOK PROCESSOR

DISTINCTIVE FEATURES

All-in-one cooking appliance

Cooking temperatures (from 40° to 140°C)

6 Automatic cooking modes:

Boil, Stew, Fry, Steam, Purée and Dough

Free Cookbook

Smart App

Microsite

ACCESSORIES

Standard Accessories

Thick aluminium plate reaches high and precise cooking temperature (140°C)

Unique and stylish 4.5 L Stainless Steel cooking bowl with a wide base, ergonomic handles, hinged lid, and a feed opening

Specially designed StirAssist accessory

AESTHETICS

Premium design: die-cast metal body, metal knob and levers, and premium finishes in different colours.



5KCF0104
Standard Accessories

STOVE TOP KETTLES



KTEN20SBER
Empire Red



KTEN20SBAC
Almond Cream



KTEN20SBOB
Onyx Black



KTST20SBST
Stainless Steel



KTEN20SBPR
Pyrite

STOVE TOP KETTLES 1.9 L

Vibrantly coloured porcelain exterior. Full stainless steel handle with comfortable grip. Removable stainless

steel lid and thumb-press spout. Clear, audible whistle. Graceful contoured profile and attractive trim band.

CAST IRON CASSEROLE



KCPI40CRER
Empire Red



KCPI40CRAC
Almond Cream



KCPI40CROB
Onyx Black



KCPI60CRER
Empire Red



KCPI60CRAC
Almond Cream



KCPI60CROB
Onyx Black

24/28 CM CAST IRON CASSEROLE

Warms evenly and retains heat. Dark porcelain enamel interior provides better browning and resists staining. Enamel material imported from France.

Oven safe to 260°C. Lid doubles as a grill. Induction cooking. All cooking types. Dishwasher safe.



KCI10GPER
Empire Red



KCI10GPAC
Almond Cream



KCI10GPOB
Onyx Black

CAST IRON GRILL AND PANINI PRESS 25X25 CM

Cast iron warms evenly, searing food with attractive grill marks while giving the press enough weight to ensure maximum contact between food

and the cooking surface. Dark-coloured interior provides better browning and resists staining. Safe up to 260°C.

COOKING 3 PLY COPPER



KC2P10SKCP



KC2P11SKCP



KC2P12SKCP

FRYING PAN 24/28/30 CM

The skillet has sloped sides so that foods slide out easily. Perfect for cooking

omelettes, pancakes, vegetables, steaks, fish and poultry.



KC2P35EHCP



KC2P15PLCP



KC2P30PLCP

SAUTÉPAN WITH LID 24 CM

This pan is ideal for sautéing meats and vegetables and frying chicken. Its deep sides provide extra capacity so that you can braise, stew, deglaze, or add additional ingredients after browning for recipes such as chicken and rice or paella.

SAUCEPAN WITH LID 16/18 CM

This reliable saucepan can be used time after time for everything from cooking sauces or rice to reheating soups.



KC2P30EHCP



KC2P60LCCP



KC2P80SCCP

SAUCEPOT WITH LID 18 CM

This low-sided casserole can be used for everything from cooking sauces or rice to stews and ragouts.

LOW CASSEROLE 24 CM, 5,5 L

This large-capacity pot holds large quantities of soup, stew, ragouts. The result is food that cooks thoroughly and tastes delicious. The roomy interior and sturdy handles make serving easy.

STOCKPOT WITH LID 24 CM, 7,5 L

This large-capacity pot holds large quantities of soup, stew, ragouts. The result is food that cooks thoroughly and tastes delicious. The roomy interior and sturdy handles make serving easy.

COOKING 3 PLY STAINLESS STEEL



KC2T10SKST



KC2T11SKST



KC2T12SKST

FRYING PAN 24/28/30 CM

The skillet has sloped sides so that foods slide out easily. Perfect for cooking

omelettes, pancakes, vegetables, steaks, fish and poultry.



KC2T10NKST



KC2T12NKST



KC2T10NRST

NON STICK FRYING PAN 24/30 CM

The skillet has sloped sides so that foods slide out easily. Perfect for cooking omelettes, pancakes, vegetables, steaks,

fish and poultry. Scratch resistant and best performance.

GRILL NON STICK 25X25 CM

This versatile grill is ideal for searing food, giving it an attractive grill mark. And our durable Teflon™ Platinum Plus coating ensures long-life nonstick performance.



KC2T35EHST



KC2T15PLST



KC2T30PLST

SAUTÉPAN WITH LID 24 CM

This pan is ideal for sautéing meats and vegetables, frying chicken, grilling sandwiches. Deep sides give extra capacity so that you can braise, stew, deglaze, or add additional ingredients after browning for recipes such as chicken and rice or paella.

SAUCEPAN WITH LID 16/18 CM

This reliable saucepan can be used time after time for everything from cooking sauces or rice to reheating soups.



KC2T30EHST



KC2T60LCST



KC2T80SCST

SAUCEPAN WITH LID 18 CM

Low casserole used for everything from cooking sauces or rice to stews, ragouts.

LOW CASSEROLE 24 CM, 5,5 L

This large-capacity pot holds large quantities of soup, stew, ragouts. The result is food that cooks thoroughly and tastes delicious. The roomy interior and sturdy handles make serving easy.

STOCKPOT 24 CM, 7,5 L

This large-capacity pot holds large quantities of soup, stew, ragouts. The result is food that cooks thoroughly and tastes delicious. The roomy interior and sturdy handles make serving easy.



KC2T15MLST

SAUCEPAN 16 CM WITH POURING LIPS

This reliable saucepan can be used time after time for everything from cooking sauces or rice to reheating soups.



KC2T35RPST

ROASTING DISH 25X35 CM

The flat stainless steel base provides excellent magnetic properties for induction cooking and prevents warping, giving you years of use.



KC2T13WKST

WOK WITH GLASS LID Ø33 CM

This pan is ideal for quickly stir-frying meat, fish and vegetables. Its deep sides provide extra capacity so that you can braise, stew, deglaze, or add additional ingredients after browning for recipes such as chicken and rice or paella.



KC2T80SIST

STEAMER INSERT 24 CM

For use with the 8.0-Quart Tri-Ply Stainless Steel Stockpot and the 6.0-Quart Low Casserole, the steamer insert is ideal for steaming vegetables and dumplings.

KITCHEN KNIVES



KKFMA07OB

KNIVES WITH BLOCK

Knives:
German 4116 high-carbon steel (Thyssen-Krupps) Angle Bolster.
Micarta Handle, composite wood grain.



KKFMA07CA

Blocks:
Iconic cast metal storage block (made in Greenville, Ohio). Wood insert.
Available in different mixer colours.



KKFMA07AC



KKFTR04SKWM

SET 4/6 PCS PRO STEAK KNIVES

Slicing, chopping, dicing. And also, carving, boning and mincing. So many cutting techniques, the right knife for each of them.



KKFTR06SKWM

KITCHENAID WORLD




LONDON EXPERIENCE STORE



CHEFS & AMBASSADORS



WARRANTY & CUSTOMER SERVICE





COOKING
SCHOOLS



WEB & SOCIAL
PRESENCE

KitchenAid
WORLD



KITCHENAID LONDON EXPERIENCE STORE

Stylishly arranged over two floors, the new Experience Store is the perfect environment to inspire kitchen designers, budding bakers and serious chefs alike. Not only are KitchenAid's iconic small appliances on display but also the recently launched range of major appliances which offer a perfectly balanced mix of iconic design and professional performance.

LOCATION

98 Wigmore Street,
London W1U 3RN
020 7935 2575



COOKERY DEMONSTRATION

Join us in our fully functioning demonstration kitchen for a series of in-store demos presented by KitchenAid alongside a range of industry specialists and specially chosen guest speakers.



COOKERY SCHOOL

Experience KitchenAid's professional performance appliances for yourself at the Wigmore Street Experience Store cookery school.



PRIVATE EVENT HOSTING

The Experience Store is an ideal location to hold an intimate or corporate event. If you would like us to host an event for you then please contact the store on 0207 935 2575 or email us directly.



KITCHENAID
CHEFS &
AMBASSADORS



Edd Kimber
AMBASSADOR



Dagny Ros Asmundsdottir
AMBASSADOR




Robert van Beckhoven
BIJ ROBÈRT
Master Pastry and Master Boulanger



Emmanuel Renaut

FLOCONS DE SEL

3 Michelin Stars



Pascal Martens


VERTES FEUILLES



Bernard Laurance

LA CUISINE DE BERNARD

Ambassador



Pierre Gasser

SOLUTIONS GASTRONOMIQUES



Enrico e Bobo Cerea

DA VITTORIO

3 Michelin Stars



Henrik Jyrk

IBU



KITCHENAID COOKING SCHOOLS

KitchenAid invites you to nurture your culinary passion at one of its selected partner cooking schools. Local chefs, industry specialists, and Michelin-starred chefs give a variety of different courses that let you fully indulge your love for cooking.

You can use KitchenAid products to experience a wide range of cooking techniques and styles for yourself, and prepare creative and mouthwatering dishes that you'll be able to recreate at home for your family and friends to enjoy!

Why not get in touch with the KitchenAid cooking school closest to you and treat yourself to a true gourmand experience.

LITTLE PORTLAND STREET COOKERY SCHOOL

Chef: Rosalind
Rathouse

www.cookeryschool.co.uk

15B Little Portland Street
London
W1W 8BW

020 7631 4590

LITTLE VENICE CAKE COMPANY

Chef: Mich Turner

www.lvcc.co.uk

15 Manchester Mews
Marylebone
W1U 2DX

020 7486 5252

SQUIRES KITCHEN

Chef: Donna Harding

www.squires-school.co.uk

The Grange,
Hones Yard,
Farnham, Surrey
GU9 8BB

0845 61 71 810

CAKE BOY

Chef: Eric Lanlard

www.loalabouche.fr

Unit 2 Kingfisher House,
Battersea Reach (off York
Road) Juniper Drive
London SW18 1TX

020 7978 5555

FOOD @ 52

Chef: John Benbow

www.foodat52.co.uk

52 Great Percy Street
London
WC1X 9QR

07814 027 067

LUCKENHAM PARK HOTEL COOKERY SCHOOL

Chef: Hirshikesh Desai

www.lucknampark.co.uk

Lucknam Park
Chippenham, Wiltshire
SN14 8AZ

01225 742777

**PEGGY
PORSCHEN
CAKES**

Chef: Peggy Porschen

www.peggyporschen.com116 Ebury Street
Belgravia
SW1W 9QQ

020 7730 1316

**COCOA
BLACK**

Chef: Ruth

www.cocoablack.comSouthpark Industrail
Estate, Peebles,
EH45 9ED

01721 723 764

**THE COOKERY
SCHOOL &
KITCHEN**

Chef: Claire

www.bordeaux-quay.co.ukBordeaux Quay, Canons
Way, BS1 5UH

0117 9046679

**THE
GRANGE**Chef: Jane & William
Averillwww.cookeryatthegrange.co.uk

Whatley, Frome, BA11 3JU

01373 836579

**BAKE WITH
MARIA**

Chef: Maria Mayerhofer

www.bakewithmaria.com2nd floor
81 Loudoun Road
London
NW8 0DQ

077 2595 2724

**CACTUS
KITCHENS**

Chef: Michel Roux Jr

www.cactuskitchens.co.uk1 St Luke's Avenue
London
SW4 7LG

020 7091 4800

**DEVILLED
EGG**

Chef: Barbora Steiss

www.thedevilledegg.com
info@thedevilledegg.comLatchford House
8 Downfield Road
Clifton, Bristol
BS8 2TH

0117 973 2823

**EAT LIKE
A GIRL**

Chef: Niamh Shields

www.eatlikeagirl.comHampstead Theatre
in Swiss Cottage**ROSEMARY
SHRAGER**

Chef: Rosemary Shrager

www.rosemaryshrager.comThe Corn Exchange
The Pantilles
Tunbridge TN2 5TE

0845-470-7740

SPLAT

Chef: Beverley Glock

www.splatcooking.netPrinces Risborough
London
HP27 9WB

(0)870 766 8290

IPC KITCHENSwww.ipcmedia.comThe Blue Fin Building
110 Southwark Street
London SE1 0SU

020 3148 5000

102

Chef: Ben Gilks

www.102cookeryschool.co.uk102 Gloucester Road
Bishopston, Bristol
BS7 8BN

0117 244 0047



WARRANTY & CUSTOMER SERVICE

KitchenAid understands that being a passionate maker means enjoying your kitchen, loving the space, and trusting in only the best to make it unique. That is why we at KitchenAid offer our customers not simply performance but a professional service of the highest quality that answers all your queries and meets your every need. It is a promise and a fact.

FREE PHONE NUMBER

0800 151 0908 from UK
0800 988 1266 from ROI

5

Year Warranty

WE BELIEVE IN THE QUALITY OF OUR PRODUCTS AND WANT TO SHARE THIS BELIEF WITH OUR CUSTOMERS AND PARTNERS. THAT'S WHY OUR APPLIANCES COME WITH AN EXTENDED 5-YEAR WARRANTY WHEN YOU PURCHASE THREE OR MORE KITCHENAID MAJOR DOMESTIC APPLIANCES.

1ST

Visit

WITHIN 24 HOURS

FULL

Suite check

DURING CALL OUT
FOR ANY
INDIVIDUAL PRODUCT

DEDICATED

Free phone number

OPERATOR &
ESCALATION FORM
FOR THE TRADE

TECHNICAL

Support

TO ENSURE YOU ENJOY ONLY
THE FINEST QUALITY AND
PROFESSIONAL PERFORMANCE,
KITCHENAID OFFERS YOU
A FAST AND EFFICIENT AFTER-
SALES SERVICE: OUR HIGHLY-
MOTIVATED TEAM OF SKILLED
CONSULTANTS IS READY
TO ASSIST YOU WITH ALL
THE TECHNICAL SUPPORT
YOU MAY NEED.



WEB & SOCIAL PRESENCE

If you are a passionate maker who likes to touch and feel a product before purchasing, please refer to our website to find the nearest cookery school, store or experience centre with KitchenAid appliances. In our online magazine "Serious about Food" you can read many more interesting articles all about food, design and lifestyle and you will also find numerous inspiring recipes created by our brand ambassadors.



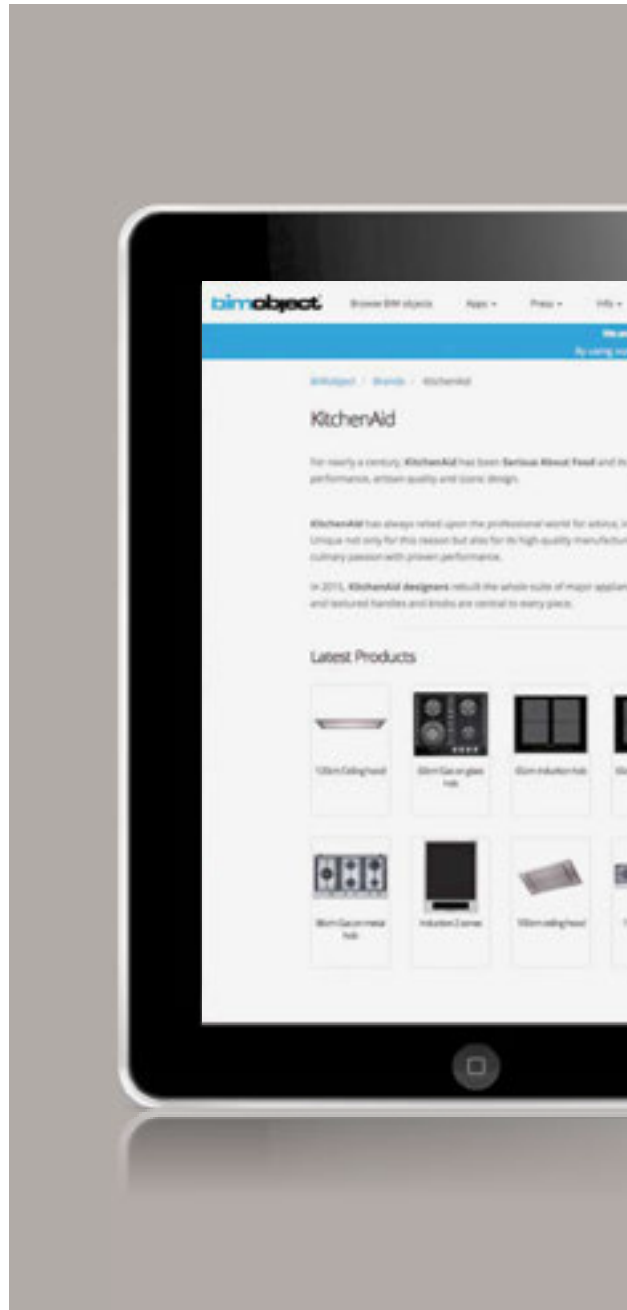
WWW.KITCHENAID.CO.UK

FACEBOOK @KitchenAidUK

INSTAGRAM @Kitchenaid_UK

TWITTER @KitchenAid_UK





bimobject®

BIM PLATFORM

A platform for architects and the design community, where they can find and download 3D versions of all KitchenAid's products in any of the eight major formats used for interior design.

<http://bimobject.com/kitchenaid>

KitchenAid

Morley Way
Peterborough
Cambridgeshire
PE2 9JB
United Kingdom

Customer Service

0800 988 1266 from ROI
0800 151 0908 from UK

Website

www.kitchenaid.co.uk



Art Direction:
Carlo Magnoli

Photo:
Max Zambelli

Styling:
Elena Caponi

Food Styling:
Gino Fantini

Design:
mmgdesign.it

Thanks to:

Agustina Bottoni
Birgit Severin
Brook Sigal
Coltellerie Berti
Corrado Corradi
Dechem Studio
Fantini
Francesco Fusillo
Fuga
Ginevra Taccola
Kn Industrie
Laesse Ceramica Di Stefania Vazzoler
Mani Ceramics Di Britta Hermann
Merci Di Culto
Oncemilano
Shoenhuber
Sour Design
Stelton
Vanessa Mitrani
Vud Design



FOR THE WAY IT'S MADE.

© 2018. All rights reserved. | The design of the stand mixer is a trademark in the U.S. and elsewhere.

All prices in this catalogue are manufacturer's suggested retail prices. Our trade partners are free to set up their retail prices.

Product features and technical specifications are subject to change without notice.